BLUE WAVE®



WDS™
WIRE DESIGN SYSTEM

Southern Rigging Supplies www.wireropeassemblies.co.uk T: 0870 803 4758

Southern Rigging Supplies

Architectural & Structural Wire Rope Assemblies

We are pleased to present an extensive range of high quality Danish produced stainless steel fittings.
Now with fittings for wire ropes ranging from 2mm to 32mm

Whatever your application, we can manufacture wire rope assemblies to suit and are only too happy to discuss your project/s.
From garden designer through to industrial applications we have the fittings to suit.

Our in house manufacturing service can provide a rapid turn around on both on small and large quantities.

Looking forward to being able to assit you with your future requirements and a continued good relationship.



Facts and information
- working with wire fittings..

When planning a wire construction the ultimate break load, as well as the work load, must be calculated, as it will determine the minimum wire size and maybe the wire construction needed.

Blue Wave's fitting's, unless otherwise stated, are constructed after termination to meet 90% of the break load on the wire ropes that are standard in the market. PLEASE NOTE : in order to guarantee safety in a wire construction you should calculate a safety factor of 2-3 on static constructions and a minimum of 4 on dynamic constructions. As a general rule working loads should never exceed 25% of the break loads stated in this catalogue.

For further details ask your Blue Wave/WDS distributor or contact Blue Wave A/S.

WDS break loads

Wire	Thread	Break load
mm	Metr.	kg
2,0	M4	500
2,0	M5	800
2,5	M5	800
3,0	M6	1250
4,0	M8	1300
5,0	M10	2600
6,0	M12	5100
7,0	M14	5900
8,0	M16	8000
10,0	M20	13000
12,0	M20	13000
14,0	M22	17000
16,0	M24	20000
19,0	M27	25500
22,0	M30	31000
26,0	M36	43000

Attaching terminals

Under each scheme in the WDS catalogue you will find indications to the correct attachment.

WDS Index

INFO 2-6

WIRE ROPES 8

WIRE FITTINGS 9-23

RIGGING SCREWS 24-33

INSIDE THREAD 34-36 + 20 + 22 + 23 + 55

THREADED FITTINGS 37-42

WDS ACCESSORIES 43-52

SHACKLES 53

THIMBLES 54

TIE-BAR & ADJUSTERFORKS 55

Y-SYSTEM - CURTAIN FITTINGS 56

GREENLINE TRELLIS POST 57

DIY SIGN FITTINGS 58-59

DIY SHELF FITTINGS 58-59

WDS TOOLS 60

SWAGELESS INSTRUCTIONS 61

STAINLESS STEEL WIRE ROPE

BLUE WAVE deliver wire rope in following standard reel sizes

Please ordre: Example:
125 Meter: Cat. No. +/1 WR119021
250 Meter: Cat. No. +/2 WR119022
500 Meter: Cat. No. +/3 WR119023



stiff wire construction

*Stainless Steel - **AISI 316***

1 x 19 AISI 316 BS MA 29 : 1982

ART. NO.	DIM MM	TENSILE STRENGTH KN	CA. KG/100
WR11902	2	3.1	2.0
WR11925	2.5	4.9	3.1
WR11903	3	7.1	4.5
WR11904	4	12.6	8.0
WR11905	5	19.6	12.4
WR11906	6	28.2	17.9
WR11907	7	34.8	24.3
WR11908	8	45.5	31.8
WR11910	10	71.1	49.7



very flexible wire construction

7 x 19 AISI 316 BS MA 29 : 1982

ATR. NO.	DIM MM	TENSILE STRENGTH KN	CA. KG/100
WR71902#	2	2.1	1.6
WR71925#	2.5	3.3	2.4
WR71903	3	5.0	3.8
WR71904	4	8.9	6.5
WR71905	5	13.9	9.1
WR71906	6	20.0	13.8
WR71908	8	35.6	23.9
WR71910	10	55.6	40.3

= According to DIN 3060



flexible wire construction

7 x 7 AISI 316 BS MA 29 : 1982

ART. NO.	DIM MM	TENSILE STRENGTH KN	CA. KG/100
WR70702	2	2.4	1.7
WR70725	2.5	3.7	2.6
WR70703	3	5.3	3.9
WR70704	4	9.5	7
WR70705	5	14.8	10.5
WR70706	6	21.4	14.8
WR70708	8	38.0	25.5
WR70710	10	59.3	38.8



stiff wire construction

1 x 19 AISI 316 COATED WHITE

CAT. NO.	DIM MM	TENSILE STRENGTH KN	CA. KG/100
CW119460	4,0 - 6,0	12.6	9.5



flexible wire construction

7 x 7 AISI 316 COATED WHITE

CAT. NO.	DIM MM	TENSILE STRENGTH KN	CA. KG/100
CW707460	4,0 - 6,0	9.5	8.8
CW707480	4,0 - 8,0	9.5	9.5

on request only

Tie bar AISI 316

CAT. NO.	DIM MM
TIExxx	Ø 6-24

EYE TERMINALS

High Polished Stainless Steel - ***AISI 316***

ART. NO.	WIRE DIM.		D1	D2	D3	L1	L2	L3	A	B.L. KG.	KG/100	PACK
190002	2	1/16"	2.2	5.5	5.5	49	32	13	3	800	0.9	100
190025	2.5	3/32"	2.8	5.5	5.5	49	32	13	3	800	0.8	100
190003	3	1/8"	3.5	6.4	6.5	58	38	14	4	1300	1.3	100
190004	4	5/32"	4.4	7.5	8.5	67	45	17	5	2350	2.3	100
190005	5	3/16"	5.3	9.0	10.5	79	51	21	6	3500	3.9	25
190006	6	-	6.5	12.6	13.0	94	64	25	8	5600	8.7	10
190006X	6	-	6.5	12.6	13.2	105	64	28	10	6200	11.2	10
190007	7	9/32"	7.5	14.2	13.0	104	70	27	9	5600	11.5	10
190007X	7	9/32"	7.5	14.2	13.2	110	70	28	10	6200	13.5	10
190008	8	5/16"	8.4	16.0	14.5	124	83	30	10	7600	17.0	10
190008X	8	5/16"	8.4	16.0	16.5	141	83	36	12	9800	23.5	10
190010	10	-	10.5	17.8	16.3	137	89	35	11	9800	25.0	10
190010X	10	-	10.5	17.8	19.5	165	100	40	16	13000	38.0	10
190012	12	-	12.5	20.0	19.3	156	105	40	15	13000	41.5	5
190012X	12	-	12.5	21.4	19.3	178	120	42	15	13000	41.0	5
190014	14	-	14.8	25.0	23.0	206	140	47	18	17000	75.6	5
190016	16	-	17.0	28.0	26.0	232	160	53	20	24000	102.0	5
190019	19	-	20.0	34.5	28.5	302	200	65	25	27000	209.0	BULK
190022	22	-	23.5	40.4	33.0	348	230	70	30	31000	314.0	BULK
190026	26		27.5	46.0	36.0	400	280	77	30	43000	425.0	BULK

Note: All breakloads are determined by eye (D3)

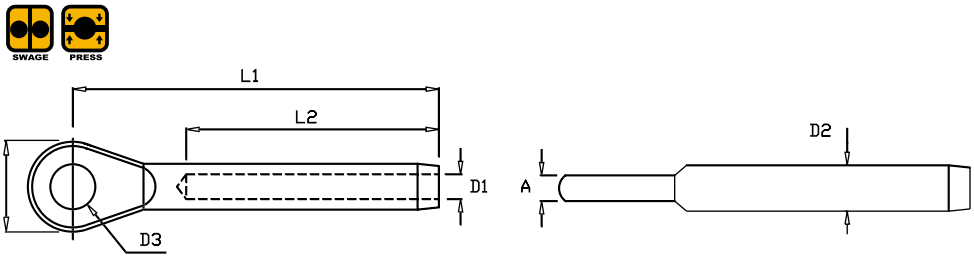

Blue Wave Eye terminals are engraved with the wire size and swage depth, making them easier to work with and to press or swage onto the wire. Eyes are mainly used as an attachment to rigging screws or forks.

EYE TERMINALS - *SMALL*

Stainless Steel - **AISI 316**

CAT.NO.	WIRE DIM.		D1	D2	D3	L1	L2	L3	L4	A	B	KG/100
A200503	3,0	1/8"	3.5	5.5	5.3	36	25	11	6.0	2.50	9	0.5
A200504	4,0	5/32"	4.4	6.4	5.3	38	25	12	6.5	3.00	10	0.7
A200505	5,0	3/16"	5.3	7.5	5.3	43	30	13	7,0	3.75	11	1,0
A200606	6,0	-	6.5	9,0	6.3	62	40	16	8.5	4.50	14	1.9

Break load 50% of 1x19 wire

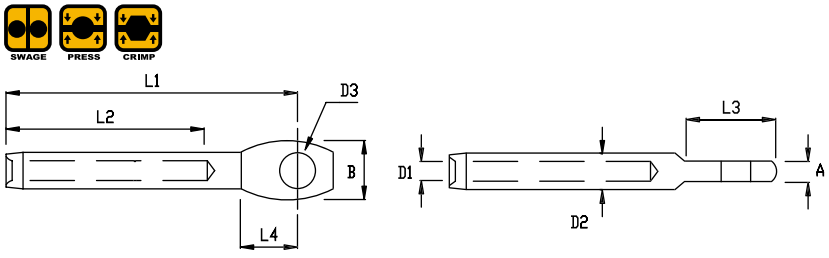

Blue Wave's small Eye terminals are for lighter architectural terminations . The focus of the design is the size. Overall dimensions have thus been reduced to a minimum. The small fittings are suitable for hand crimping with Blue Wave Arctool1 & Arctool4, see page 60, or roll swaged using a standard machine and smaller die.

SWAGELESS EYE TERMINALS

*High Polished Stainless Steel - **AISI 316***

Safe, reliable and machine free swaging of wire, with the fastest swageless system on the market.
The Blue Wave swageless eye terminals are Lloyds approved and ideal for site work where a professional swaging tool would normally be required.

ART. NO.	WIRE DIM.		A	L1	L2	L3	D2	KW	KW1	B.L. KG.	KG/100
821903	3	1/18"	5.5	50	58	26.5	6.3	10	12	750	4.0
821904	4	5/32"	7	58	68	31.0	8.3	13	14	1500	7.3
821905	5	-	8	70	81	37.0	10.3	14	16	2180	9.8
821906	6	1/4"	9	83	97	45.0	12.3	17	19	3700	15.0
821907	7	9/32"	9	89	105	50.5	12.3	18	21	4700	21.2
821908	8	5/16"	10	103	121	52.5	14.3	19	24	5600	28.1
821910	10	-	13	116	135	65.0	16.3	24	27	8300	46.0
821912	12	-	15	137	160	71.5	19.5	27	32	12000	72.0
821914	14	-	18	160	185	85.0	22	30	36	14000	110.0
821916	16	-	20	170	197	98.0	25	32	41	23000	160.0

Note: All breakloads are determineed by wedges (jaws) and eye (D2)

Assemble instruction look at page 63

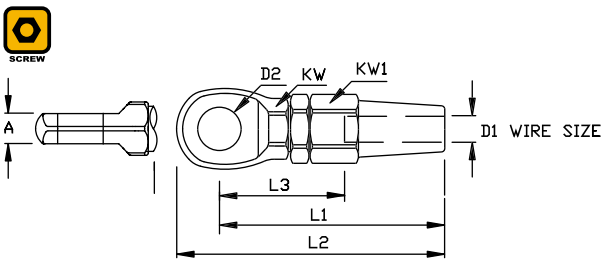

Lloyd's Register
TA
TYPE APPROVED

NEWS

SWAGELESS EYE TERMINALS - *SMALL*

*High Polished Stainless Steel - **AISI 316***

Secure, reliable and machine free swaging of wire, with the fastest swageless system available.
The small swageless eye terminal is easy to use and ideal for site work where a professional swaging tool would normally be required. The small swageless eye terminal guarantees at least 50% break load of the wire.

ART. NO.	WIRE DIM.		A	L1	L2	L3	D2	KW	KG/100
A821903	3	1/18"	5	42	36.0	13.0	5.3	8	0
A821904	4	5/32"	6	45	37.5	14.5	5.3	10	0
A821905	5	-	6	53	44.5	18.5	6.3	12	0
A821906	6	1/4"	8	60	50.5	21.5	8.3	14	0

Breakload: 50% of 1x19 wire

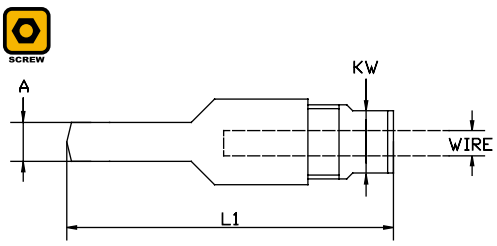

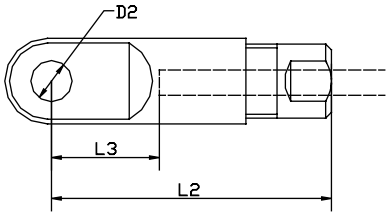

WELDED FORK TERMINALS

*High Polished Stainless Steel - **AISI 316***

CAT. NO.	WIRE DIM		L1	L2	L3	D	D1	A	B.L. KG.	KG/100	PACK
100402	2	1/16"	55	10	32.0	4.0	5.5	6.5	500	2.0	25
100502	2	1/16"	58	12	32.0	5.0	5.5	7.5	800	2.0	25
100525	2.5	3/32"	58	12	32.0	5.0	5.5	7.5	800	2.0	25
100503	3	1/8"	67	12	38.0	5.0	6.4	7.5	800	2.3	25
100603	3	1/8"	68	13	38.0	6.0	6.4	9.5	1300	2.8	25
100504	4	5/32"	71	12	45.0	5.0	7.5	7.5	800	2.7	25
100604	4	5/32"	73	13	45.0	6.0	7.5	9.5	1300	3.4	25
100804	4	5/32"	77	15	45	8.0	7.5	11.0	2350	4.9	25
100605	5	3/16"	83	13	51	6.0	9.0	9.5	1300	4.1	25
100805	5	3/16"	87	15	51	8.0	9.0	11.0	2350	5.5	10
109505	5	3/16"	91	19	51	9.5	9.0	12.0	3500	7.2	10
100806	6	-	99	15	64	8.0	12.6	11.0	2350	10.0	10
109506	6	-	104	19	64	9.5	12.6	12.0	3500	11.3	10
101106	6	-	108	23	64	11.0	12.6	13.0	4700	13.9	10
101206	6	-	110	25	64	12.0	12.6	14.0	5100	17.6	10
101207	7	9/32"	119	25	70	12.0	14.2	14.0	5100	18.1	10
101208	8	5/16"	136	25	83	12.0	16.0	14.0	5100	21.6	10
101608	8	5/16"	145	33	83	16.0	16.0	18.0	9600	25.5	10
101410	10	-	151	33	89	14.0	17.8	18.0	7600	35.0	10
101410L	10	-	149	31	89	14.0	17.8	22.0	7600	36.0	10
101612	12	-	174	33	105	16.0	20.0	18.0	9600	60.0	5
101612L	12	-	171	31	105	16.0	20.0	22.0	9600	60.0	5
101912	12	-	189	52	105	19.0	20.0	24.0	13000	66.0	5
101912L	12	-	187	48	105	19.0	20.0	30.0	13000	66.0	5
101912X	12	-	205	52	120	19.0	21.4	24.0	13000	75.0	5
101914L	14	-	221	48	140	19.0	25.0	30.0	13000	75.0	5
102214	14	-	232	57	140	22.0	25.0	30.0	17000	112.7	5
102514	14	-	235	62	140	25.4	25.0	30.0	24000	125.0	5
102516	16	-	264	62	160	25.4	28.0	30.0	24000	140.0	5

Note: All breakloads are determined by clevis pin

SWAGE PRESS

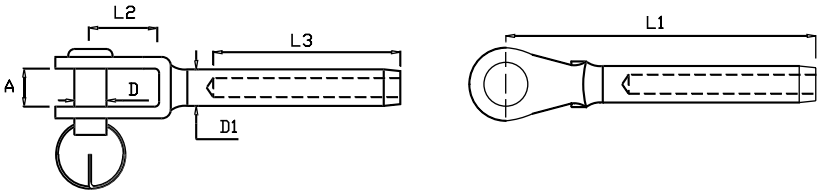

The wide range of hand welded fork terminals by Blue Wave has been setting standards for many years. Featured here are the most common size / fork variations: - all with wire size and swage depth marking. Fork terminals are amongst the most commonly used wire end fittings, they are normally attached to pre drilled anchor plates or steel constructions. Also used in combination with toggles, eyes or U-bolts.

FORK TERMINALS WELDED - *SMALL*

*High Polished Stainless Steel - **AISI 316***

ART. NO.	WIRE	L1	L2	L3	D1	D2	D3	A	KG/100
A360503	3	50	25	12,0	5,0	5,50	3,5	7,5	1,0
A360504	4	50	25	12,0	5,0	6,35	4,4	7,5	1,5
A360605	5	58	30	13,0	6,0	7,50	5,3	9,5	2,2
A360806	6	72	40	15,0	8,0	9,00	6,5	11,0	3,7
A360808	8	85	50	15,0	8,0	12,58	8,4	11,0	8,0
A361010	10	106	60	19,5	9,5	16,00	10,5	12,5	14,1

Breakload: 50% of 1x19 wire

SWAGE PRESS CRIMP

Blue Wave's small fork terminals are for lighter architectural fixing of wires. The focus of the design is the size. Overall dimensions have thus been reduced to a minimum. The small fittings are suitable for hand crimping with Blue Wave Arctool1 & Arctool4, see page 60, or roll swaged using a standard machine and smaller die.

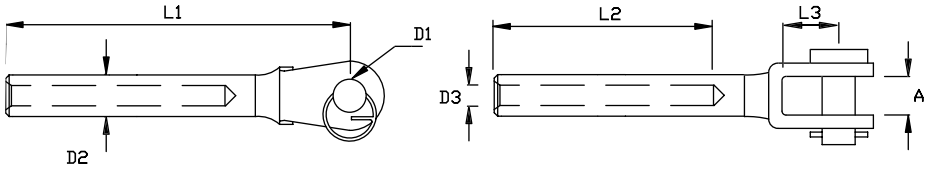

FORK TERMINALS MACHINED

*High Polished Stainless Steel - **AISI 316***

ART. NO.	WIRE	L1	L2	L3	A	D	D1	B.L. KG.	KG/100	PACK
721912	12	197	45	105	20	19.0	20.0	13000	100	BULK
722214	14	239	49	140	22	22.0	25.0	17000	170	BULK
722516	16	271	52	160	25	25.4	28.0	24000	210	BULK
722819	19	327	55	200	30	28.0	34.5	25500	330	BULK
723222	22	377	67	230	35	32.0	40.4	31000	480	BULK
723526	26	434	67	280	35	35.0	46.0	43000	700	BULK

Note: All breakloads are determined by clevis pin

SWAGE PRESS

As demand for larger wire sizes has been growing, so has the range of larger machined fittings by Blue Wave. The machined forks are, as most fittings by Blue Wave, marked with wire size and swage depth marking for ease of use.

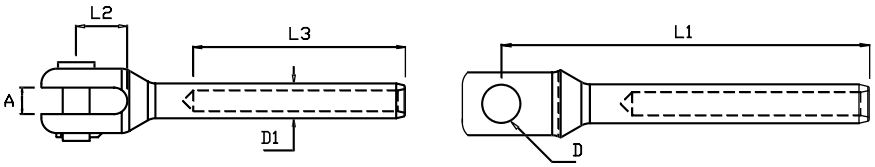

FORK TERMINALS - MACHINED - *SMALL*

Stainless Steel - **AISI 316**

ART. NO	WIRE	L1	L2	L3	L4	D1	D2	D3	D4	A	KG/100
A390503	3	41	30	25,0	6,0	5,00	11	5,5	3,5	5,5	1,03
A390504	4	43	31	25,0	8,5	5,00	13	6.35	4,4	6,5	1,43
A390505	5	51	36	30,0	8,0	5,00	13	7,5	5,3	6,5	2,23
A390606	6	67	42	40,0	11,0	6,00	16	9	6,5	8,5	3,66

Breakload: 50% of 1x19 wire

SWAGE PRESS CRIMP

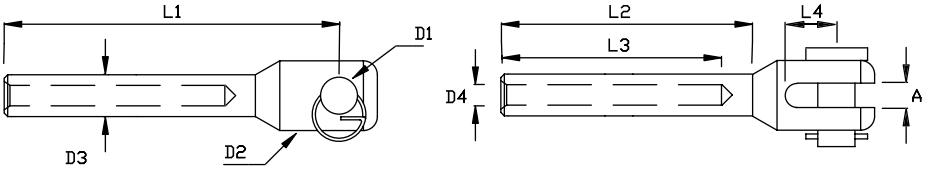

Blue Wave's small machined fork terminals are for lighter architectural fixing of wires. The focus of the design is the size. Overall dimensions have thus been reduced to a minimum, leaving markings out. The small fittings are suitable for hand crimping with Blue Wave Arctool1 & Arctool4, see page 60 , or roll swaged using a standard machine and smaller die.

SWAGELESS FORK TERMINALS

High Polished Stainless Steel - ***AISI 316***

ART. NO.	A	L1	L2	L3	L4	WIRE DIM.	D2	KW	KW1	B.L KG.	KG/100
840603	6	55	63	8	29.0	3	1/8"	6	14	12	750	5.5
840804	8	62	73	8	35.0	4	5/32"	8	19	14	1500	7.3
841005	10	72	83	10	42.0	5	-	10	22	16	2180	15
841206	12	82	95	12	47.5	6	1/4"	12	27	19	3700	23
841207	12	102	115	13	54.5	7	9/32"	12	29	21	4700	29
841408	14	103	118	14	58.0	8	5/16"	14	30	24	5600	38
841610	16	117	135	16	70.0	10	-	16	36	27	8300	63
841912	18	142	162	16	75.0	12	-	19	42	32	12000	97
842214	21	162	191	19	88.0	14	-	22	46	36	14000	135
842516	23	184	217	22	102.0	16	-	25	55	41	23000	215

Note: All breakloads are determined by wedgws (jaws) and clevis pin

Assemble instruction look at page 63

SCREW

Lloyd's Register TA TYPE APPROVED

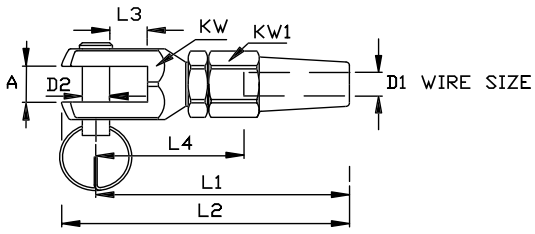

Safe, reliable and machine free swaging of wire, with the fastest swageless system on the market.
The Blue Wave swageless fork terminals are Lloyds approved and ideal for site work where a professional swaging tool would normally be required.

NEWS

Secure, reliable and machine free swaging of wire, with the fastest swageless system available.
The small swageless fork terminal is easy to use and ideal for sitework where a professional swaging tool would normally be required. The small swageless fork terminal guarantees at least 50% break load of the wire.

SWAGELESS FORK TERMINALS - *SMALL*

*High Polished Stainless Steel - **AISI 316***

ART. NO.	WIRE	DIM.	A	L1	L2	L3	L4	D1	D2	KW	KG/100
A840503	3	1/8"	5.3	45	16.5	12	5.5	11	5	8	0
A840504	4	5/32"	6.3	48	18	14	7.0	15	5	10	0
A840605	5	-	6.3	56	22	18	8.0	16	6	12	0
A840806	6	1/4"	8.3	62	24.5	20	8.5	18	8	14	0

Breakload: 50% of 1x19 wire

SCREW

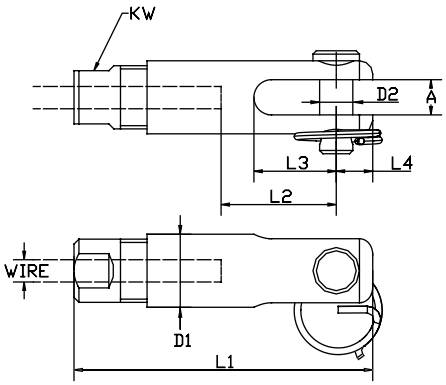

NEWS

The spelter socket is a NEW stainless steel product. Using the well known & tested method of brooming / spreading the wire and glueing it in a socket by use of Wirelock®, Blue Wave produces a flexible range of end fittings with high break loads and no need for special tools.

SPELTER SOCKET - FORK

*High Polished Stainless Steel - **AISI 316***

ART. NO.	WIRE	L1	L2	L3	L4	L5	D1	D2	B.L KG.	KG/100
R842819	19	258	121	55	37	30	28	70	25500	327
R843222	22	309	145	67	43	35	32	80	31000	485
R843526	26	366	154	72	46	35	35	85	43000	685
R844832	32	435	205	93	56	44	48	110	76000	1405

Note: All breakloads are determined by clevis pin

Only on request

SCREW

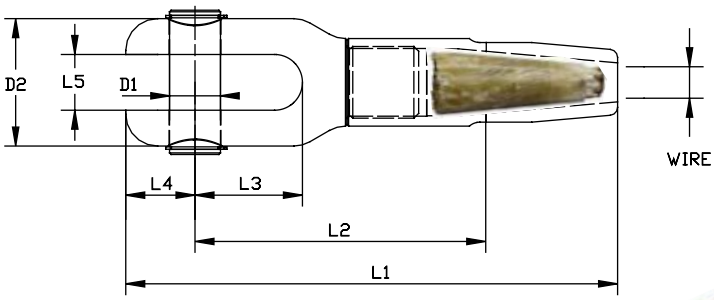

Community Design Registration 2006

DOMEHEAD TERMINALS

High Polished Stainless Steel - ***AISI 316***

ART. N0.	WIRE DIM.		L1	L2	L3	D1	D2	D3	KG/100	PACK
660003	3	1/8"	52.0	48.5	38	6.35	10.0	3.5	1.1	20
660004	4	5/32"	59.0	55.5	45	7.50	11.5	4.4	2.4	20
660005	5	3/16"	66.5	62.5	51	9.00	14.0	5.3	3.8	20
660006	6	-	79.0	74	64	12.58	18.0	6.5	7.9	20

SWAGE PRESS

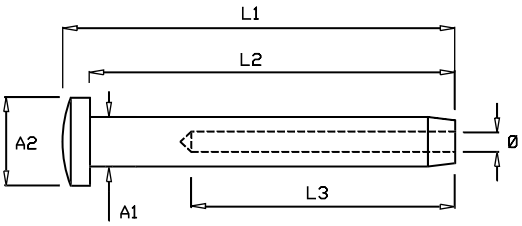

Domehead terminals by Blue Wave are engraved with wire size and swage depth marking, making them easier to work with and to press or swage onto the wire.

DOMEHEAD TERMINAL - *SMALL*

Stainless Steel - **AISI 316**

ART.NO.	WIRE DIM		L1	L2	L3	A	A1	A2	KG/100
A100003	3,0	1/8"	35	25	32.0	3.5	5.5	8	0.5
A100004	4,0	5/32"	35	25	32.0	4.4	6.4	10	0.7
A100005	5,0	3/16"	41	30	37.0	5.3	7.5	12	1,0
A100006	6,0	-	52	40	47.0	6.5	9,0	14	1.9

Breakload: 50% of 1x19 wire

SWAGE PRESS CRIMP

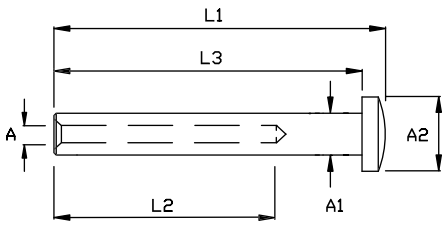

The small domehead terminals are for lighter architectural fixing of wires. The focus of the design is the size. Overall dimensions have thus been reduced to a minimum, leaving markings out. The small fittings are suitable for hand crimping with Blue Wave Arctool1 & Arctool4, see page 60.

Ball for domehead, page 46!

STEMBALL TERMINAL

*High Polished Stainless Steel - **AISI 316***

ART. NO.	WIRE DIM.		L1	L2	L3	L4	D1	D2	KG/100	PACK
620003	3	1/8"	58	54.0	38	13.0	3.5	6.4	1.1	20
620004	4	5/32"	69	63.0	45	16.0	4.4	7.5	2.4	20
620005	5	3/16"	79	72.0	51	19.0	5.3	9.0	3.8	20
620006	6	-	90	84.0	64	20.0	6.5	12.6	7.9	20
620007	7	9/32"	94	87.0	70	21.3	7.5	14.2	10.0	20
620008	8	5/16"	116	108.0	83	26.3	8.4	16.0	16.9	10
620010	10	-	129	119.0	89	27.5	10.5	17.8	23.5	10
620012	12	-	145	135.0	105	28.0	12.5	20.0	26.7	5

SWAGE PRESS

Blue Wave's stemball terminals are marked with wire size and wire-hole depth, to make it easier to work with and press or swage onto the wire.

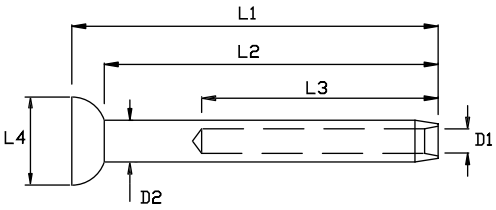

CONE TERMINALS - *SMALL*

Stainless Steel - **AISI 316**

ART.NO.	WIRE DIM		L1	L2	L3	A	A1	A2	KG/100
A110003	3,0	1/8"	35	25	32.5	3.5	5.5	8	0.5
A110004	4,0	5/32"	35	25	32.0	4.4	6.4	10	0.7
A110005	5,0	3/16"	41	30	38.0	5.3	7.5	12	1,0
A110006	6,0	-	52	40	48.5	6.5	9,0	14	1.9

Breakload: 50% of 1x19 wire

SWAGE PRESS CRIMP

The small cone terminals are for lighter architectural fixing of wires. The focus of the design is the size. Overall dimensions have thus been reduced to a minimum, leaving markings out. The small fittings are suitable for hand crimping with Blue Wave Arctool1 & Arctool4, see page 60.

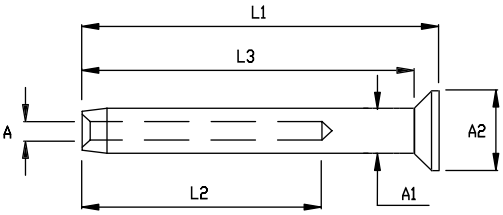

Angle hinge for cone terminals page 49

TOGGLE TERMINAL

*High Polished Stainless Steel - **AISI 316***

ART. NO.	WIRE DIM.		D1	D2	D3	L1	L2	A	B	C	B.L. KG.	KG/100	PACK
500603	3	1/8"	3.5	6.4	6.4	81	38	10	16	12.8	1300	4.3	10
500804	4	5/32"	4.4	7.5	8.0	94	45	11	19	15.0	2350	7.3	10
509505	5	3/16"	5.3	9.0	9.5	116	51	13	25	20.3	3500	13.8	10
501106X	6	-	6.5	12.6	11.0	135	64	15	25	19.5	4100	27.3	10
501206X	6		6.5	12.6	12.7	151	64	18	31	24.7	6200	33.4	5
501207X	7	9/32"	7.5	14.2	12.7	157	70	18	31	24.7	6200	35.7	5
501308	8	5/16"	8.4	16.0	12.7	170	83	18	31	24.7	6200	37.5	5
501608X	8	5/16"	8.4	16.0	15.9	198	83	20	37	29.0	9800	59.7	5
501610	10	-	10.5	17.8	15.9	192	89	20	37	29.0	9800	64.3	5
501910X	10	-	10.5	17.8	19.0	228	100	24	42	32.5	13000	100.0	BULK
501912X	12	-	12.5	21.4	19.0	240	120	24	42	32.5	13000	103.0	BULK
502214	14	-	14.8	25.0	22.0	277	140	26	46	34.9	17000	170.2	BULK
502516	16	5/8"	17.0	28.0	25.4	313	160	29	53	40.3	24000	265.5	BULK
502819	19	3/4"	20.0	34.5	28.0	399	200	34	60	46.5	25500	612.0	BULK
503222	22	7/8"	23.5	40.4	32.0	463	230	40	70	54.0	31000	570.0	BULK
503526	26	1"	27.5	46.0	36.0	518	280	44	80	62.0	43000	750.0	BULK

SWAGE PRESS

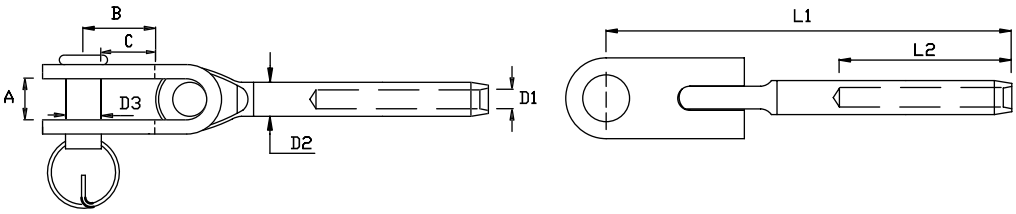

The flexible Blue Wave toggle terminal is marked with wire size & wire-hole depth making it easier to work with and to press or swage onto the wire. Its uses are for diagonal or angle installations and also to minimize the risk of fatigue due to sideway loads.

WALL TOGGLE TERMINAL

NEWS

*High Polished Stainless Steel - **AISI 316***

ART. NO.	WIRE DIM.	Ø	L1	L2	L3	L4	D1	D2	B.L. KG.	KG/100	PACK
191503	3	3.5	74	38	40	14	6.4	6.4	1250	4.0	BULK
191504	4	4.4	87	45	44	18	8.3	7.5	2350	6.5	BULK

PRESS

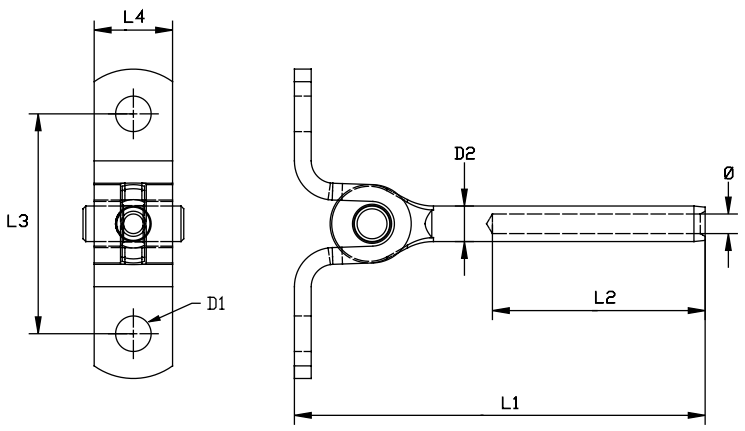

The NEW flexible wall toggle terminal is marked with wire size & wire-hole depth for ease of use.

SWAGELESS TOGGLE TERMINAL

NEWS

*High Polished Stainless Steel - **AISI 316L***

ART. NO.	WIRE DIM.	L1	L2	L3	A	B	C	D	B.L. KG.
830603	3	-	71	50	14	8	15,0	12,0	6,0	750
830804	4	5/32"	90	61	18	10	19,0	15,0	8,0	1500
831005	5	-	108	75	23	12	25,5	21,0	9,5	2180
831106	6	-	125	88	30	15	28,5	23,0	11,0	3700
831207	7	9/32"	140	100	30	18	31,0	24,7	12,7	4700
831208	8	5/16"	148	102	30	18	30,0	23,7	12,7	5600
831610	10	-	176	125	35	20	40,0	32,0	16,0	8300
831912	12	-	206	138	40	24	45,5	36,0	19,0	12000
832214	14	-	230	157	50	26	46,0	35,0	22,2	17000
832516	16	-	261	180	60	29	53,0	40,0	25,4	23000

Note: All breakloads are determined by clevis pin

Assemble instruction look at page 63

SCREW

Lloyd's Register TA TYPE APPROVED

Safe, reliable and machine free swaging of wire, with the fastest swageless system on the market.

The Blue Wave swageless toggle terminal is Lloyds approved and ideal for site work where a flexible wire attachment is required and there is a risk of sideway load fatigue .

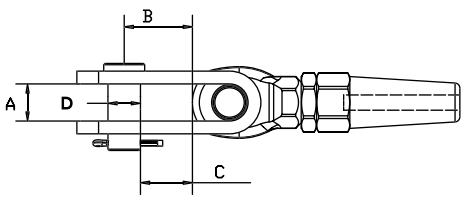

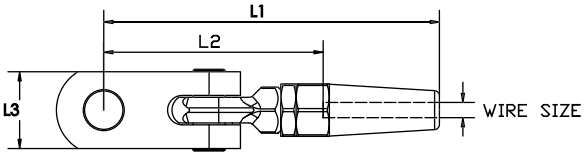

SWAGELESS WALL TOGGLE

NEWS

*High Polished Stainless Steel - **AISI 316***

ART. NO.	WIRE	D1	D2	D3	L1	L2	B.L. KG.	KG/100
831503	3	14	40	Ø6,4	64	43	700	5,8
831504	4	18	44	Ø8,3	79	50	1500	9,2

Assemble instruction look at page 63

SCREW

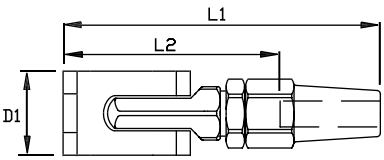

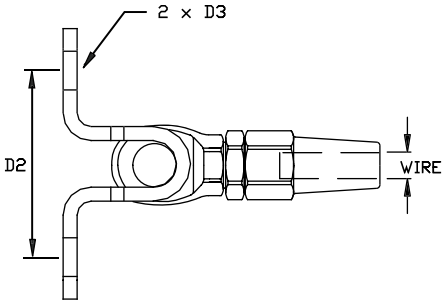

Lloyd's Register TA TYPE APPROVED

Safe, reliable and machine free swaging of wire, with the fastest swageless system on the market.
The swageless wall toggle terminal is easy to use and ideal for site work where a flexible wire termination is required.

THREAD TERMINALS

Stainless Steel - ***AISI 316***

NO. RIGHT	NO. LEFT	G	WIRE	L1	L2	L3	D	A	NV	B.L. KG.	KG/100	PACK
900204	-	M4	2	79	32	34	5,50	2,2	4,0	50	1,2	BULK
900205	910205	M5	2	87	32	42	5,50	2,2	4,5	800	1,4	BULK
902505	912505	M5	2,5	87	32	42	5,50	2,8	4,5	800	1,5	BULK
900306	910306	M6	3	100	38	48	6,35	3,5	5,0	1250	2,0	BULK
900406	910406	M6	4	110	45	48	7,50	4,4	6,0	1250	2,4	BULK
900408	910408	M8	4	117	45	57	7,50	4,4	6,0	2350	3,0	BULK
900508	910508	M8	5	123	51	57	9,00	5,3	7,0	2350	4,0	BULK
900510	910510	M10	5	130	51	63	9,00	5,3	7,0	3500	4,5	BULK
900610	910610	M10	6	145	64	63	12,58	6,5	11,0	3500	8,4	BULK
900612	910612	M12	6	162	64	80	12,58	6,5	11,0	5100	11,0	BULK
900712	910712	M12	7	170	70	80	14,20	7,5	12,0	5100	13,3	BULK
900714	910714	M14	7	180	70	89	14,20	7,5	12,0	5900	16,0	BULK
900812	910812	M12	8	185	83	80	16,00	8,4	14,0	5100	19,2	BULK
900814	910814	M14	8	194	83	89	16,00	8,4	14,0	5900	20,0	BULK
900816	910816	M16	8	203	83	100	16,00	8,4	14,0	8000	23,0	BULK
901016	911016	M16	10	210	89	100	17,80	10,5	15,0	8000	35,0	BULK
901020	911020	M20	10	230	89	120	17,80	10,5	15,0	13000	35,0	BULK
901220	911220	M20	12	249	105	120	20,00	12,5	17,0	13000	45,0	BULK
901220X	911220X	M20	12	265	120	120	21,40	12,5	19,0	13000	50,0	BULK
901422	911422	M22	14	308	140	140	25,00	14,8	22,0	17000	76,8	BULK
901622	911622	M22	16	333	160	140	28,00	17,0	25,0	17000	97,8	BULK
901624	911624	M24	16	363	160	170	28,00	17,0	25,0	23000	111,0	BULK
901927	911927	M27	19	425	200	180	34,50	20,0	30,0	25500	209.0	BULK
902230	912230	M30	22	480	230	200	40,50	23,5	36,0	31000	314,0	BULK
902636	912636	M36	26	550	280	220	46,00	27,5	41,0	43000	470,0	BULK

Note: All breakloads are determined by thread

The wide range of threaded Blue Wave terminals are engraved with wire size and swage depth making them easy to use when pressing or swaging them onto the wire. The terminals are available with left handed or right handed threads, and also. on request, with split pin hole (see details below on this page), or UNF thread! Threaded terminals are used to put tension on a wire, either with the help of nuts and washers or as part of a rigging screw.

THREAD TERMINALS DRILLED FOR SPLIT PIN

High Polished Stainless Steel - ***AISI 316***

PLEASE NOTICE: DRILLED FOR SPLIT PIN.
For right hand thread drilled, please use 93 instead of 90
For left hand thread drilled, please use 94 instead of 91
or all other measures, please refer to Cat. No. 90 & 91

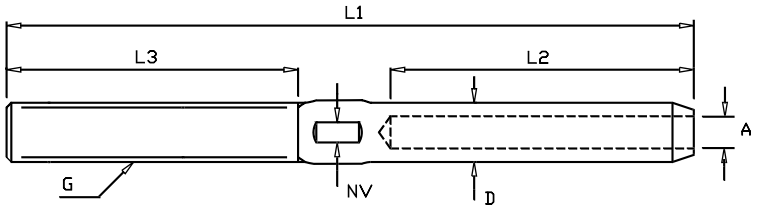

THREAD TERMINALS - *SMALL*

Stainless Steel - **AISI 316**

NO. RIGHT	NO. LEFT	G	WIRE	DIM.	L1	L2	L3	D	A	KG/100
A180503	A190503	M5	3	1/8"	60.0	25.0	30	5.5	3.5	0.8
A180604	A190604	M6	4	5/32"	65.0	25.0	35	6.4	4.4	1.2
A180605	A190605	M6	5	3/16"	73.0	30.0	35	7.5	5.3	1.7
A180806	A190806	M8	6	-	88.0	40.0	40	9.0	6.5	2.6
A181008	A191008	M10	8	5/16"	103.0	50.0	45	12.6	8.4	5.8
A181210	A191210	M12	10	-	118.0	60.0	50.0	16.0	10.5	10.0

Breakload: 50% of 1x19 wire

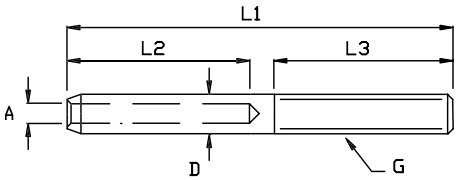

The small threaded terminals are for lighter architectural termination of wires. The terminals are available with left handed or right handed threads. Dimensions are reduced to a minimum and suitable for hand crimping with Blue Wave Arctool1 & Arctool4, see page 60.

NEWS

DIY TERMINAL

High Polished Stainless Steel

ART. NO	WIRE	G	D1	L1	L2	L3	L4	B.L. KG.	KG/100
A640305	3	M5	11	53	8	36	34	300	3.4
A640406	4	M6	13	58	9	38	37	400	5.4
A640506	5	M6	14	65	9	45	37	500	6.8
A640608	6	M8	16	73	12	47	45	600	10.7

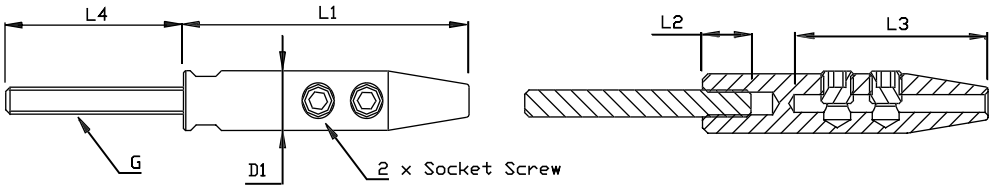

The Do It Yourself terminal is a simple alternative to the Swageless terminals, as it is fixed to the wire only by use of "allen-headed" screws. Break loads are , therefore , lower than average!
The terminals are delivered with external right handed thread stud only, but as this can be removed, they can be combined with the rest of the WDS program and thus offer a wide range of possible DIY solutions. The fittings can be reused and are as such a good solution for private use…

The DIY terminal has inside thread - delivered with removable thread pin!

SWAGELESS THREAD TERMINALS

High Polished Stainless Steel - ***AISI 316***

NO. RIGHT	NO. LEFT	WIRE	G	L1	L2	L3	KW	KW1	B.L. KG.	kg/100
800305	810305	3	M5	79	58	42	10	12	750	4,2
800306	810306	3	M6	85	63	47	10	12	750	4,5
800406	810406	4	M6	92	63	47	12	14	1500	5,6
800408	810408	4	M8	102	72	57	12	14	1500	6,6
800508	810508	5	M8	111	78	57	13	16	2180	9,0
800510	810510	5	M10	117	84	63	13	16	2180	10,0
800610	810610	6	M10	128	90	63	16	19	3700	15,0
800612	810612	6	M12	145	107	80	16	19	3700	17,0
800712	810712	7	M12	153	110	80	18	21	4700	22,0
800714	810714	7	M14	162	119	89	18	21	4700	25,0
800812	810812	8	M12	162	113	80	19	24	5600	28,0
800814	810814	8	M14	171	122	89	19	24	5600	31,0
800816	810816	8	M16	182	133	100	19	24	5600	40,0
801016	811016	10	M16	190	139	100	24	27	8300	48,0
801220	811220	12	M20	227	159	120	27	32	12000	79,0
801422	811422	14	M22	264	191	140	30	36	14000	124,0
801624	811624	16	M24	308	227	170	32	41	23000	175,0

Note: All breakloads are determined by wedges (jaws) and thread

Assemble instruction look at page 63

SCREW

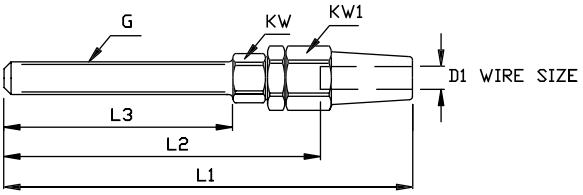

Safe, reliable and machine free swaging of wire, with the fastest swageless system on the market.
The threaded swageless terminal is easy to use and ideal for site work where a professional swaging would normally be required. The swageless thread terminal is Lloyds approved and also available, on request, with UNF thread!

NEWS

SWAGELESS THREAD TERMINALS - *SMALL*

High Polished Stainless Steel - ***AISI 316***

NO. RIGHT	WIRE	G	L1	L2	L3	KW	KW1	kg/100
A800305	3	M5	63.0	40.0	31	8	8	0.0
A800406	4	M6	69.0	46.0	35	10	10	0.0
A800506	5	M6	73.0	47.0	35	12	11	0.0
A800608	6	M8	83.5	54.5	41	14	13	0.0

Breakload: 50% of 1x19 wire

SCREW

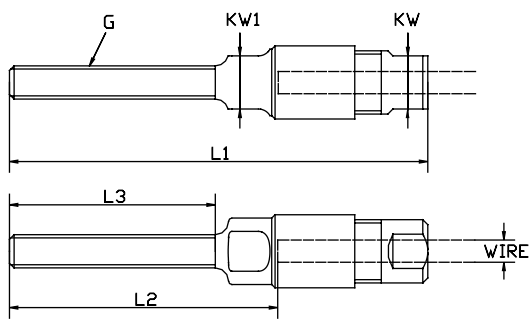

Secure, reliable and machine free swaging of wire, with the fastest swageless system available.
The small threaded swageless terminal is easy to use and ideal for site work where a professional swaging tool would normally be required. The small swageless thread terminal guarantees at least 50% break load of the wire.

INSIDE THREAD TERMINALS

High Polished Stainless Steel - ***AISI 316***

NO. RIGHT	NO. LEFT	G	WIRE	L1	L2	L3	L4	D1	D2	A	B.L. KG.	KG/100	PACK
982504	992504	M4	2.5	64	32	15	25	5.50	5.50	2.8	500	0.8	BULK
980305	990305	M5	3	77	38	20	30	6.35	7.13	3.5	800	1.3	BULK
980305L	990305L	M5	3	92	38	35	45	6.35	7.13	3.5	800	1.6	BULK
980406	990406	M6	4	84	45	20	30	7.50	8.00	4.4	1250	1.8	BULK
980406L	990406L	M6	4	99	45	35	45	7.50	8.00	4.4	1250	2.1	BULK
980506	990506	M6	5	90	51	20	30	9.00	9.00	5.3	1250	2.8	BULK
980506L	990506L	M6	5	105	51	35	45	9.00	9.00	5.3	1250	3.2	BULK
980508	990508	M8	5	112	51	40	53	9.00	12.58	5.3	2350	5.4	BULK
980608	990608	M8	6	110	64	25	35	12.58	12.58	6.5	2350	7.2	BULK
980608L	990608L	M8	6	126	64	40	50	12.58	12.58	6.5	2350	8.2	BULK
980610	990610	M10	6	127	64	40	53	12.58	16.00	6.5	3500	10.5	BULK
980810	990810	M10	8	140	83	40	50	16.00	16.00	8.4	3500	15.4	BULK
980812	990812	M12	8	147	83	40	53	16.00	18.00	8.4	5100	16.7	BULK
981012	991012	M12	10	150	89	40	50	17.80	17.80	10.5	5100	19.4	BULK
981016	991016	M16	10	152	89	40	53	17.80	22.00	10.5	8000	20.7	BULK

Often found to be a good alternative to a standard rigging screw are the inside thread terminals. The terminals are available with left handed and right handed threads! For ease of use when pressing or swageing onto the wire, the terminals are marked with wire size and swage depth.

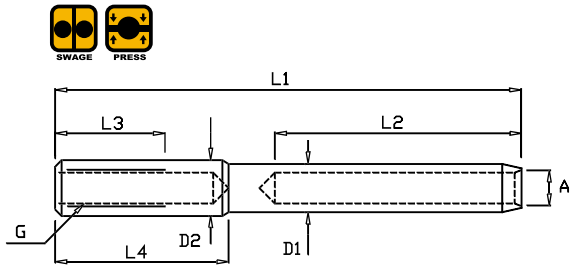

INSIDE THREAD - *SMALL*

Stainless Steel - **AISI 316**

NO. RIGHT	NO. LEFT	G	WIRE	DIM	L1	L2	L3	L4	D1	D2	D3	KG/100
A140503	A150503	M5	3	1/8"	65	25	20	35	7.13	5.5	3.5	1.2
A140604	A150604	M6	4	5/32"	65	25	20	35	8.0	6.4	4.4	1.7
A140605	A150605	M6	5	3/16"	70	30	20	30	8.0	7.5	5.3	2.6
A140806	A150806	M8	6	-	85	40	25	40	11.0	9.0	6.5	6.3

Breakload: 50% of 1x19 wire

The small inside thread terminals are for lighter architectural fixing of wires. The terminals are available with left handed and right handed threads ,with dimensions reduced to a minimum. These terminals are suitable for hand crimping with Blue Wave Arctool1 & Arctool4, see page 60.

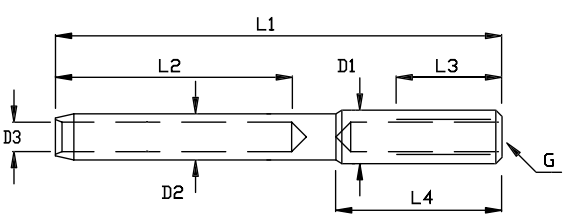

SWAGELESS DUAL/INSIDE THREAD TERMINAL

High Polished Stainless Steel

ART. NO.	WIRE	G	D1	D2	L1	L2	L3	L4	L5	B.L. KG.	KG/100
83220306	3	M6	22	6	39	18	70	60	15	700	4,4
83220406	4	M6	22	6	46	18	70	60	15	700	5,4

Note: All breakloads are determined by wedges (jaws) and thread

Assemble instruction look at page 63

SCREW

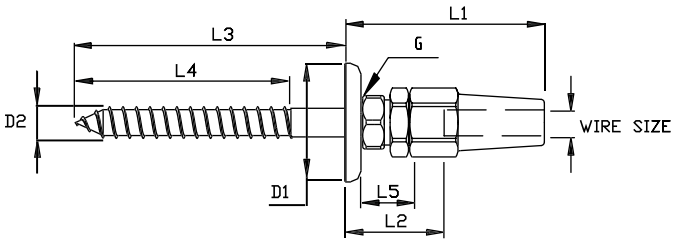

TYPE APPROVED

NEWS

The easy attached dual/inside thread, is a part of the fastest swageless wire system available.
The swageless terminal is easy to use and ideal for site work where a professional swaging tool would normally be required. The inside threaded swageless terminal guarantees at least 85% break load on the wire.

SWIVEL TERMINAL

Stainless Steel - **AISI 316**

ART. NO	WIRE	G	L1	L2	L3	D	KW	KG/100
A900305	3	M5	81	30	30	5.5	4.5	1.4
A900406	4	M6	88	31	35	6.4	5	1.9
A900506	5	M6	100	37	35	7.5	6	2.8
A900608	6	M8	119	48	40	9.0	7	5.0

Breakload: 50% of 1x19 wire

SWAGE PRESS CRIMP

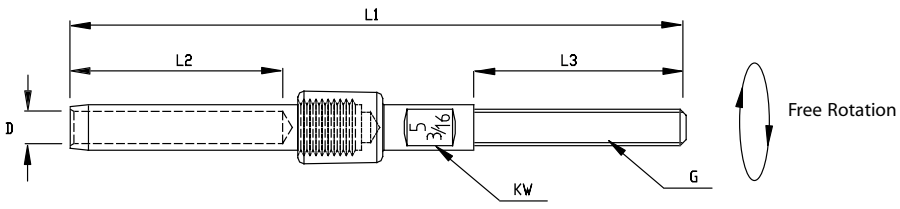

Free Rotation

The Swivel Terminal is a free rotating terminal with dimensions reduced to a minimum.It is used in a situation which does now allow for a rigging screw e.g. for wall attachment or similar fixings. The swivel terminal allows the wire rope to turn in the same direction as the terminal at the other end . The terminal is suitable for hand crimping with Blue Wave Arctool1 & Arctool4, see page 60.

RIGGING SCREWS FORK-FORK

*High Polished Stainless Steel - **AISI 316***

ART. NO.	G	L1	L2	L3	A	D	B.L. KG.	KG/100	PACK
120004	M4	156	106	9.5	6.5	4.0	500	3.3	10
120005	M5	180	126	12.0	7.5	5.0	800	5.1	10
120006	M6	200	138	12.0	7.5	5.0	1250	9.0	10
120006X	M6	202	140	13.0	9.5	6.0	1250	14.0	10
120008	M8	234	158	13.0	9.5	6.0	1300	14.0	10
120008X	M8	240	166	15.0	11.0	8.0	2350	15.0	10
120010	M10	272	188	15.0	11.0	8.0	2350	24.0	10
120010X	M10	280	196	19.0	12.0	9.5	3500	26.0	10
120012	M12	350	244	25.0	14.0	12	5100	52.5	5
120014	M14	387	267	25.0	14.0	12	5900	63.5	5
120016	M16	446	313	33.0	18.0	14	8000	100.0	5
120016L	M16	442	309	31.0	22.0	14	8000	100.0	5
120020	M20	550	390	50.5	24.0	19	13000	197.0	BULK
120020L	M20	546	386	50.5	30.0	19	13000	197.0	BULK
! 120022	M22	653	472	57.5	30.0	22	17000	448.0	BULK
! 120024	M24	769	536	62.5	30.0	25	20000	638.0	BULK

Note: All breakloads are determined by clevis pin and thread

! Bodie with bronze inserts

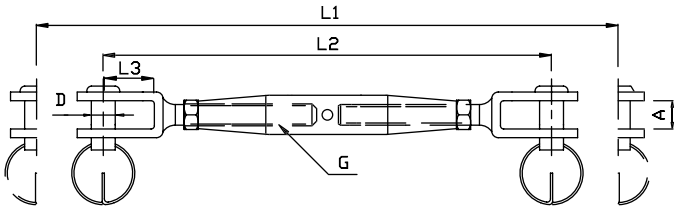

The Blue Wave stainless steel rigging screws have been setting standards over the last 50 years.

Available with a wide range of end fittings, the most common ones are listed in this catalogue, you can “put together” your own choice of complete rigging screw, as the loose threaded rigging screw parts are all to be found in the WDS catalogue.

Blue Wave rigging screws all feature thread and/or wire size, as well as “easy use” marking for left and right threaded side.

A special Teflon® lubricate is used on the threads improving the performance . Whenever stainless steel threaded parts are screwed together it is always strongly recommended to **lubricate the threads** first, as this prevents the threads from jamming!

The larger size rigging screws - from M20 and up are available with chrome bronze threaded inserts for smooth adjustment .

Most rigging screws are also available with open body & UNF thread, on request .

RIGGING SCREWS FORK-FORK - *SMALL*

*High Polished Stainless Steel - **AISI 316L***

ART. NO.	G	L1	L2	L3	D	A	KG/100
A12120505	M5	143	106	12.0	5.0	7.5	3.7
A12120506	M6	155	111	12.0	5.0	7.5	5.7
A12120606	M6	159	115	13.0	6.0	9.5	6.7
A12120808	M8	186	140	15.0	8.0	11.0	11.3
A12121010	M10	204	157	15.0	8.0	11.0	19.2
A12121212	M12	228	180	19.5	9.5	12.5	32.1

Breakload: 50% of 1x19 wire

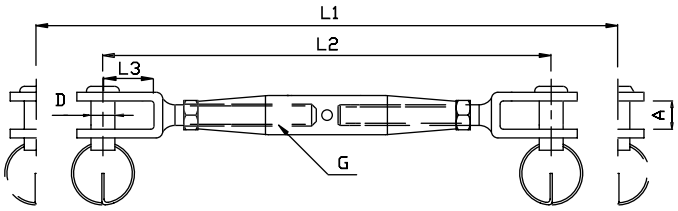

RIGGING SCREWS MACHINED FORK-FORK

*High Polished Stainless Steel - **AISI 316***

ART. NO.	G	L1	L2	L3	A	D	B.L. KG.	KG/100	PACK
740020	M20	619	453	45	20	19	13000	330	BULK
740022	M22	637	456	49	22	22	17000	892	BULK
740024	M24	763	530	52	25	25	20000	1193	BULK
740027	M27	813	578	55	30	28	25500	1803	BULK
740030	M30	918	656	67	35	32	31000	2614	BULK
740036	M36	970	696	67	35	35	43000	3390	BULK

Note: All breakloads are determined by clevis pin and thread

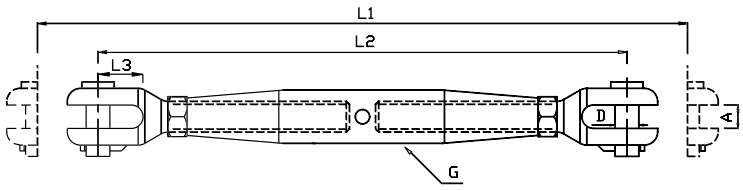

RIGGINS SCREWS FORK-TERMINAL

*High Polished Stainless Steel - **AISI 316***

ART. NO.	G	WIRE	L1	L2	L3	A	D	D1	B.L. KG.	KG/100	PACK
120204	M4	2,0	188	136	9,5	6,5	4	5,5	500	3,3	10
120205	M5	2,0	206	152	12,0	7,5	5	5,5	800	4,5	10
122505	M5	2,5	206	152	12,0	7,5	5	5,5	800	4,6	10
120306	M6	3,0	232	170	12,0	7,5	5	6,4	1250	8,5	10
120406	M6	4,0	242	180	12,0	7,5	5	7,5	1250	8,7	10
120408	M8	4,0	275	199	13,0	9,5	6	7,5	1300	13,0	10
120508	M8	5,0	281	205	13,0	9,5	6	9,0	1300	13,2	10
120510	M10	5,0	312	228	15,0	11,0	8	9,0	2350	22,5	10
120610	M10	6,0	327	243	15,0	11,0	8	12,6	2350	25,6	10
120612	M12	6,0	393	287	25,0	14,0	12	12,6	5100	47,5	5
120712	M12	7,0	401	295	25,0	14,0	12	14,2	5100	50,0	5
120812	M12	8,0	416	310	25,0	14,0	12	16,0	5100	53,5	5
120714	M14	7,0	439	319	25,0	14,0	12	14,2	5900	58,0	5
120814	M14	8,0	453	333	25,0	14,0	12	16,0	5900	63,5	5
120816	M16	8,0	499	366	33,0	18,0	14	16,0	8000	89,5	5
120816L	M16	8,0	497	364	33,0	22,0	14	16,0	8000	89,5	5
121016	M16	10,0	506	373	33,0	18,0	14	17,8	8000	93,0	5
121016L	M16	10,0	504	371	33,0	22,0	14	17,8	8000	93,0	5
121020	M20	10,0	587	427	50,5	24,0	19	17,8	13000	170,1	BULK
121220	M20	12,0	606	446	50,5	24,0	19	20,0	13000	170,1	BULK
! 121422	M22	14,0	736	555	57,5	30,0	22	25,0	17000	452,0	BULK
! 121424	M24	14,0	846	613	62,5	30,0	25,4	25,0	20000	642,0	BULK
! 121624	M24	16,0	874	641	62,5	30,0	25,4	28,0	20000	662,0	BULK

Note: All breakloads are determined by clevis pin and thread

! Bodie with bronze inserts

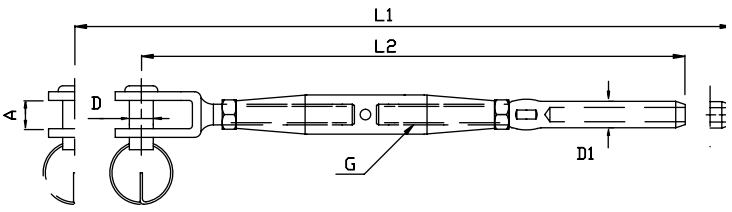



RIGGING SCREWS FORK-TERMINAL - *SMALL*

*High Polished Stainless Steel - **AISI 316L***

ART. NO.	G	WIRE DIM		L1	L2	L3	L4	D1	D2	D3	A	KG/100
A120305	M5	3.0	1/8"	153	117	12.0	25	5.0	5.5	3.5	7.5	3.1
A120406	M6	4.0	5/32"	166	122	12.0	25	5.0	6.4	4.4	7.5	4.9
A120506	M6	5.0	3/16"	176	132	13.0	30	6.0	7.5	5.3	9.5	5.9
A120608	M8	6.0	-	209	163	15.0	40	8.0	9.0	6.5	11.0	10.4
A120810	M10	8.0	5/16"	235	187	15.0	50	8.0	12.6	8.4	11.0	18.7
A121012	M12	10.0	-	264	216	19.5	60	9.5	16.0	10.5	12.5	31.8

Breakload: 50% of 1x19 wire

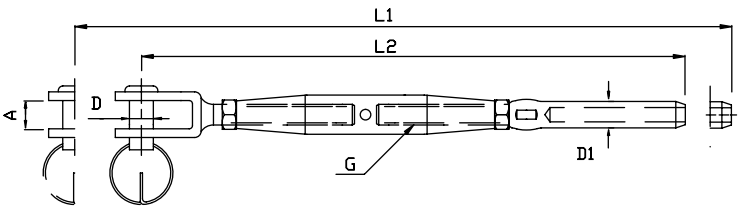

Suited for crimping with Arctool1. Page 60

RIGGING SCREWS MACHINED FORK-TERMINAL

*High Polished Stainless Steel - **AISI 316***

ART. NO.	G	WIRE	L1	L2	A	D	B.L. KG.	KG/100	PACK
741220	M20	12	646	492	20	19	13000	240	BULK
741422	M22	14	720	540	22	22	17000	649	BULK
741622	M22	16	745	565	22	22	17000	670	BULK
741624	M24	16	863	630	25	25	20000	876	BULK
741927	M27	19	963	728	30	28	25500	1332	BULK
742230	M30	22	1082	820	35	32	31000	1888	BULK
742636	M36	26	1186	912	35	35	43000	2484	BULK

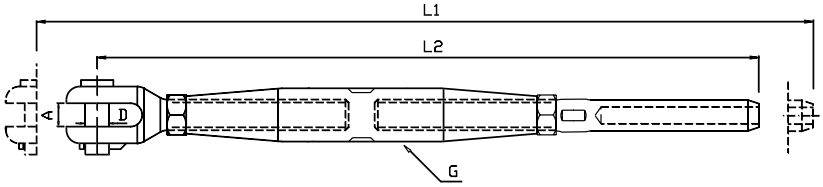



RIGGING SCREWS EYE-FORK

*High Polished Stainless Steel - **AISI 316***

	ART. NO.	G	L1	L2	L3	D1	D2	D3	A1	A2	B.L. KG.	KG/100	PACK
	191204	M4	156	104	9.5	4.0	4.5	10.0	6.5	3.0	500	2.8	BULK
	191205	M5	188	129	12.0	5.0	5.5	12.0	7.5	3.0	800	4.2	BULK
	191206	M6	206	138	12.0	5.0	6.5	14.0	7.5	4.0	1300	6.3	BULK
	191208	M8	244	164	13.0	6.0	8.5	17.0	9.5	5.0	2350	13.0	BULK
	191210	M10	271	188	15.0	8.0	10.5	21.0	11.0	6.0	3500	21.9	BULK
	191212	M12	343	235	25.0	12.0	13.0	25.0	14.5	8.0	5100	44.0	BULK
	191214	M14	381	262	25.0	12.0	13.0	28.0	14.5	9.0	5900	60.0	BULK
	191216	M16	426	296	33.0	14.0	14.5	31.0	18.0	10.0	8000	85.6	BULK
	191220	M20	518	364	50.0	19.0	19.5	40.0	24.0	15.0	13000	169.3	BULK
!	191222	M22	625	444	57.0	22.0	23.0	47.0	30.0	18.0	17000	398.5	BULK
!	191224	M24	741	508	62.0	25.4	26.0	53.0	30.0	20.0	20000	580.0	BULK

Note: All breakloads are determined by Clevis Pin (D1), eye (D2) & thread

! Bodie with bronze inserts

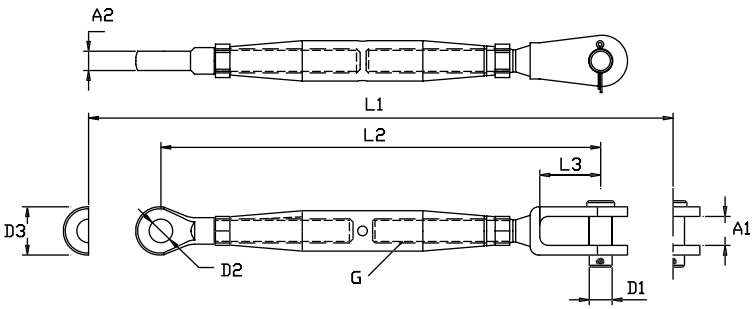

RIGGINS SCREWS EYE-EYE

*High Polished Stainless Steel - **AISI 316***

CAT. NO.	G	L1	L2	D1	D2	A	B.L. KG.	KG/100	PACK
191904	M4	158	106	4,5	10,0	3,0	500	3	10,0
191905	M5	190	131	5,5	12,0	3,0	800	4	10,0
191906	M6	204	136	6,5	14,0	4,0	1300	11	10,0
191908	M8	244	164	8,5	17,0	5,0	2350	14	5,0
191910	M10	270	187	10,5	22,0	6,0	3500	23	5,0
191912	M12	334	226	13,0	25,0	8,0	5100	38	5,0
191914	M14	376	257	13,0	28,0	9,0	5900	51	BULK
191916	M16	408	278	14,5	31,0	10,0	8000	73	BULK
191920	M20	488	334	19,5	40,0	15,0	13000	105	BULK
! 191922	M22	597	416	23,0	47,0	18,0	17000	354	BULK
! 191924	M24	713	480	26,0	53,0	20,0	20000	670	BULK
! 191927	M27	759	527	28,5	65,0	25,0	27000	710	BULK
! 191930	M30	861	581	33,0	70,0	30,0	31000	991	BULK
! 191936	M36	892	618	36,0	80,0	30,0	43000	1288	BULK

Note: All breakloads are determined by eye (D1) & thread

! Bodie with bronze inserts

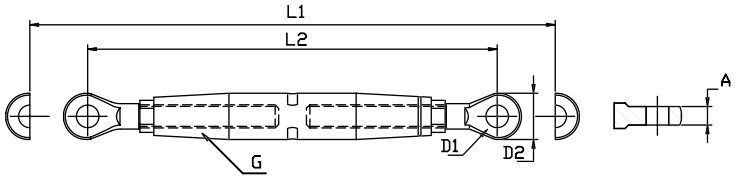

RIGGINS SCREWS EYE-TERMINAL

*High Polished Stainless Steel - **AISI 316***

CAT. NO.	WIRE	G	L1	L2	D1	D2	A	B.L. KG.	KG/100	PACK
190204	2	M4	188	136	2.2	4.3	5.5	500	3	BULK
190205	2	M5	213	151	2.2	5.5	5.5	800	3.7	BULK
192505	2.5	M5	213	151	2.8	5.5	5.5	800	3.4	BULK
190306	3	M6	234	166	3.5	6.5	6.4	1300	6.3	BULK
190406	4	M6	244	176	4.4	6.5	7.5	1300	6.7	BULK
190408	4	M8	282	202	4.4	8.5	7.5	2350	12.4	BULK
190508	5	M8	288	208	5.3	8.5	9.0	2350	13.4	BULK
190510	5	M10	311	227	5.3	10.5	9.0	3500	19.5	BULK
190610	6	M10	326	242	6.5	10.5	12.6	3500	23.4	BULK
190612	6	M12	379	271	6.5	13.0	12.6	5400	38.5	BULK
190712	7	M12	387	279	7.5	13.0	14.2	5400	40.8	BULK
190812	8	M12	400	292	8.4	13.0	16.0	5400	51.1	BULK
190714	7	M14	432	314	7.5	13.0	14.2	5600	46.7	BULK
190814	8	M14	446	328	8.4	13.0	16.0	5600	55.1	BULK
190816	8	M16	478	350	8.4	14.5	16.0	7600	74.6	BULK
191016	10	M16	495	367	10.5	14.5	17.8	7600	86.6	BULK
191020	10	M20	593	405	10.5	19.3	17.8	13000	126.9	BULK
1912T20	12	M20	573	419	12.5	19.5	20.0	13000	136.9	BULK
1912T20X	12	M20	599	435	12.5	19.5	21.4	13000	152.8	BULK
! 191422X	14	M22	708	527	14.8	23.0	25.0	17000	163.8	BULK
! 191624X	16	M24	846	613	17.0	26.0	28.0	20000	233.6	BULK
! 191927X	19	M27	934	702	20.0	29.0	34.5	27000	394.0	BULK
! 192230X	22	M30	1057	777	23.5	33.0	40.5	31000	1090.4	BULK
! 192636X	26	M36	1150	873	27.5	36.0	46.0	43000	1446.8	BULK

Note: All breakloads are determined by eye (D2) & thread

! Bodie with bronze inserts

SWAGE PRESS

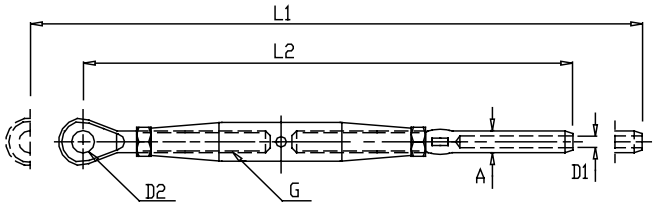

RIGGING SCREWS TOGGLE-TERMINAL

*High Polished Stainless Steel - **AISI 316***

	ART. NO.	G	WIRE	L1	L2	L3	L4	L5	D1	D2	B.L. KG.	PACK
	320306	M6	3	271	201	16.0	8.0	8.0	6.4	6.4	1250	BULK
	320408	M8	4	310	240	20.0	9.0	10.0	8.0	7.5	2350	BULK
	320510	M10	5	361	278	24.0	12.0	12.0	9.5	9.0	3500	BULK
	320612X	M12	6	448	340	31.0	18.0	18.0	12.7	12.6	5100	BULK
	320712X	M12	7	456	348	31.0	18.0	18.0	12.7	14.2	5100	BULK
	320812X	M12	8	471	363	31.0	18.0	18.0	12.7	16.0	5100	BULK
	320816X	M16	8	566	436	37.0	20.0	20.0	16.0	16.0	8000	BULK
	321020X	M20	10	642	488	40.0	25.0	24.0	19.0	17.8	13000	BULK
	321220X	M20	12	661	507	40.0	25.0	24.0	19.0	20.0	13000	BULK
	321220XX	M20	12	677	523	40.0	25.0	24.0	19.0	21.4	13000	BULK
!	321422X	M22	14	808	627	46.0	30.0	26.0	22.0	25.0	17000	BULK
!	321624X	M24	16	963	730	53.0	37.0	29.0	25.4	28.0	23000	BULK
!	321927X	M27	19	1071	836	60.0	34.0	34.0	28.0	34.5	25500	BULK
!	322230X	M30	22	1193	931	70.0	41.5	40.0	32.0	40.5	31000	BULK
!	322636X	M36	26	1319	1045	80.0	41.0	44.0	36.0	46.0	43000	BULK

Note: All breakloads are determined by Clevis Pin (D1) & thread

! Bodie with bronze inserts

SWAGE PRESS

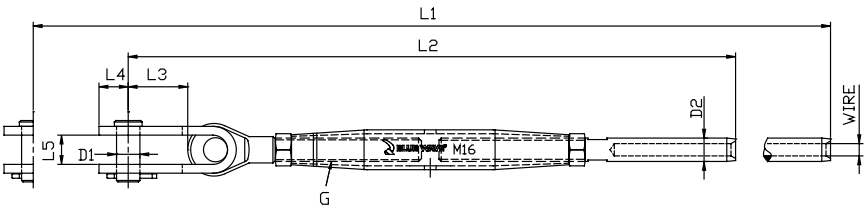

RIGGINS SCREWS TERMINAL-TERMINAL

*High Polished Stainless Steel - **AISI 316***

	ART. NO.	G	WIRE	L1	L2	D1	D2	B.L. KG.	KG/100	PACK
	120205T	M5	2.0	239	178	5.5	2.2	800	4	BULK
	122505T	M5	2.5	239	178	5.5	2.8	800	4	BULK
	120306T	M6	3.0	274	204	6.4	3.5	1250	6	BULK
	120406T	M6	4.0	284	214	7.5	4.4	1250	8	BULK
	120408T	M8	4.0	312	242	7.5	4.4	2350	13	BULK
	120508T	M8	5.0	328	258	9.0	5.3	2350	15	BULK
	120510T	M10	5.0	350	267	9.0	5.3	3500	21	BULK
	120610T	M10	6.0	380	297	12.6	6.5	3500	21	BULK
	120612T	M12	6.0	410	327	12.6	6.5	5100	42	BULK
	120712T	M12	7.0	454	346	14.2	7.5	5100	47	BULK
	120714T	M14	7.0	488	369	14.2	7.5	5900	57	BULK
	120812T	M12	8.0	490	382	16.0	8.4	5100	55	BULK
	120814T	M14	8.0	521	402	16.0	8.4	5900	65	BULK
	120816T	M16	8.0	548	418	16.0	8.4	8000	83	BULK
	121016T	M16	10.0	566	436	17.8	10.5	8000	87	BULK
	121020T	M20	10.0	620	466	17.8	10.5	13000	135	BULK
	121220T	M20	12.0	658	504	20.0	12.5	13000	149	BULK
	121220XT	M20	12.0	658	504	21.4	12.5	13000	149	BULK
!	121422T	M22	14.0	820	639	25.0	14.8	17000	378	BULK
!	121622T	M22	16.0	870	689	28.0	17.0	17000	416	BULK
!	121624T	M24	16.0	979	746	28.0	17.0	20000	553	BULK
!	121927T	M27	19.0	1114	879	34.8	20.0	27000	801	BULK
!	122230T	M30	22.0	1245	983	40.5	23.5	31000	1179	BULK
!	122636T	M36	26.0	1402	1128	46.0	27.5	43000	1589	BULK

Note: All breakloads are determined by thread

! Bodie with bronze inserts

SWAGE PRESS

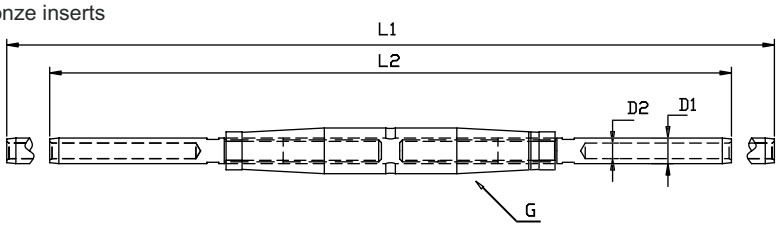

RIGGING SCREWS SWAGELESS-BLANK

*High Polished Stainless Steel - **AISI 316***

Left side blank

	ART. NO.	G	WIRE	L1	L2	NV1	NV2	B.L. KG.	KG/100	PACK
	870306	M6	3	168	134	12	10	750	6	BULK
	870406	M6	4	175	141	14	12	1300	6.7	BULK
	870408	M8	4	202	162	14	12	1500	11.6	BULK
	870508	M8	5	211	171	16	13	2180	13.8	BLUK
	870510	M10	5	222	181	16	13	2180	18.5	BLUK
	870610	M10	6	233	192	19	16	3500	22.7	BLUK
	870612	M12	6	277	223	19	16	3700	33.5	BLUK
	870712	M12	7	277	223	21	19	4700	33.5	BLUK
	870714	M14	7	311	253	21	18	4700	44.1	BLUK
	870812	M12	8	294	240	24	19	5400	43.5	BLUK
	870814	M14	8	320	262	24	19	5600	49.5	BLUK
	870816	M16	8	348	283	24	19	5600	63.1	BLUK
	871016	M16	10	356	291	27	24	8000	75.7	BLUK
	871220	M20	12	417	340	32	27	12000	131.7	BLUK
!	871422	M22	14	501	410	36	30	14000	334.6	BLUK
!	871624	M24	16	598	463	41	32	23000	497.1	BLUK

Note: All breakloads are determined by thread and wedges (jaws)

! Bodie with bronze inserts

Assemble instruction look at page 63

SCREW

Lloyd's Register TA TYPE APPROVED


Photo by Anthony May

Photo by Anthony May

The “one side blank” rigging screw is assembled with a right threaded swageless terminal. It is ideal for site work where a professional swaging would normally be required and the final attachment has not been decided upon, as the choice of fitting for the blank side is optional…

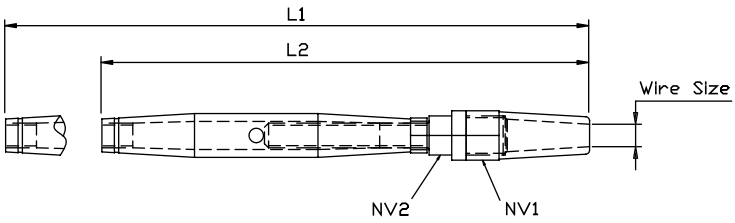



INSIDE THREAD FORK WELDED - *SMALL*

Stainless Steel - **AISI 316**

NO. RIGHT	NO. LEFT	WIRE	G	L1	L2	L3	D1	D2	A	KG/100
A340503	A350503	3.0	M5	59	25.0	12.0	5.0	7.1	7.5	1.4
A340504	A350504	4.0	M6	67	30.0	12.0	5.0	8.0	7.5	1.9
A340605	A350605	5.0	M6	68	30.0	13.0	6.0	8.0	9.5	2.2
A340806	A350806	6.0	M8	79	35.0	15.0	8.0	11.0	11	4.5

Breakload: 50% of 1x19 wire

For small architectural wires another good alternative to rigging screw adjustment, is the inside thread forks! The forks have a light design, as dimensions are reduced to a minimum - the forks are available with left handed and right handed threads as well as in a welded, and machined version.

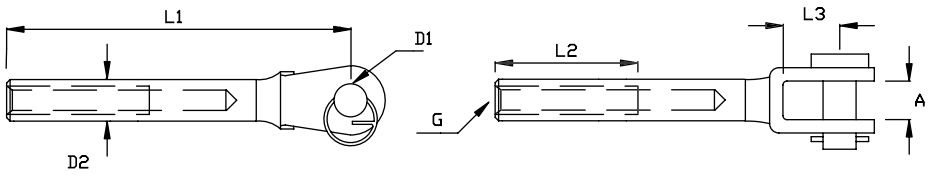

INSIDE THREAD FORK - MACHINED - *SMALL*

Stainless Steel - **AISI 316**

NO. RIGHT	NO. LEFT	G	L1	L2	L3	L4	D1	D2	D3	A	KG/100
A370503	A380503	M5	34	24	27	6,0	5	11	8	5,5	1,4
A370604	A380604	M6	44	30	35	8,5	5	13	8	6,5	1,9
A370806	A380806	M8	52	35	40	11,0	6	16	11	8,5	2,2

Breakload: 50% of 1x19 wire

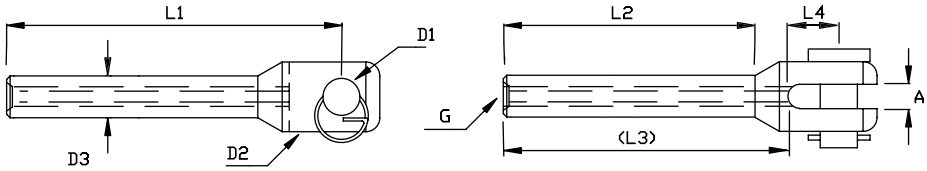

The machined adjuster forks are well suited when larger wires are installed with inside thread forks. For further details see page 55

INSIDE THREAD DOMEHEAD

Stainless Steel - **AISI 316**

ART. NO.	L1	L2	L3	G	A1	A2	KG/100
A170503	43	40.0	25.0	M5	7.13	10.0	0.5
A170604	49	45.0	30.0	M6	8.00	11.5	0.7
A170806	60	55.0	35.0	M8	11.00	14.0	1.0

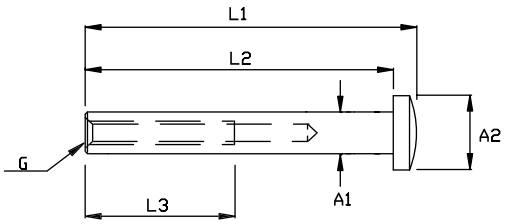

The inside thread dome head is , when combined with a threaded terminal, an ideal end/adjustment fitting for balustrades with through going holes. For 4 mm wire it can also be combined with a ball for dome head terminal, for diagonal or angle tensioning! The Dome head features an Allen key hole and minimum overall dimensions.

SLEEVE FOR WDS BALL

Stainless Steel - **AISI 316**

ART. NO.	WIRE DIM.	D1	D2	D3	L1	L2	KG/100
A292008	3,0 + 4,0 + 5,0	27,0	20,0	23,0	10,0	2,0	1,05
A292510	6	32,0	25,0	28,0	13,0	3,0	1,80

The ball sleeve is easily mounted on a balustrade. It has an inside radius covering most of the Blue Wave balls in the WDS program.

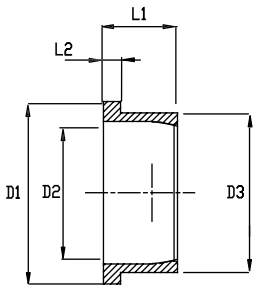

FLEXIBLE ANGLE HINGE

Stainless Steel - **AISI 316**

ART. NO.	WIRE	D1	D2	L1	G	NV	KG/100
A232005	3	8	20.0	32.0	M5	7	3.7
A232006	4,0 + 5,0	8	20.0	32.0	M6	7	3.4
A232508	6	11	25.0	36.0	M8	10	6.8

The flexible angle hinge offers an elegant and 100% correct angle to all diagonal tensioned wires from 3 - 6 mm. To adjustment there is a right handed thread inside the shaft.

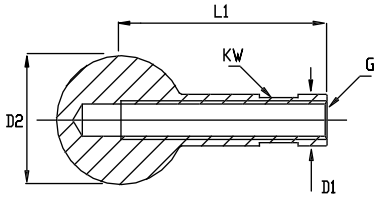

Blue Wave rigging screws bodies feature thread size, “easy use” marking for left and right threaded side and adjustment hole. From M20 upwards the bodies are available with chrome bronze threaded inserts and spanner flat on body,for smooth adjustment.

BODIES

*High Polished Stainless Steel - **AISI 316***

ART. NO.	G	L1	KW	D1	B.L KG.	KG/100
011204	M4	70,0	-	7	500	1,2
011205	M5	80,0	-	8	800	1,2
011206	M6	92,0	-	10	1300	2,6
011208	M8	112,0	-	14	2350	6,0
011210	M10	120,0	-	17	3500	9,4
011212	M12	150,0	-	21	5400	16,0
011214	M14	170,0	-	21	5900	18,4
011216	M16	190,0	-	27	8000	27,2
011220	M20	220,0	-	34	13000	46,8
012320	M20	240,0	36	40	13000	158,2
012322	M22	270,0	41	40	17000	161,6
012324	M24	325,0	46	50	20000	312,6
012327	M27	345,0	50	55	25500	408,1
012330	M30	375,0	55	60	31000	538,4
012336	M36	410,0	60	65	43000	602,8

Note: All breakloads are determined by thread

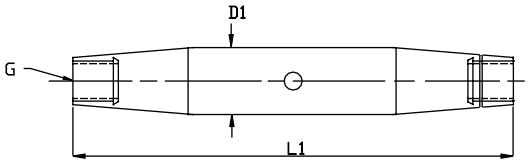

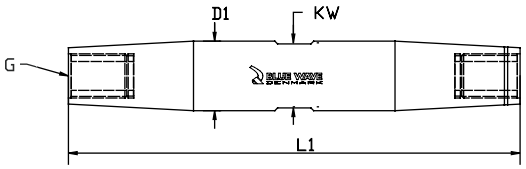

In order to match the small WDS fittings the small bodies have less adjustment, but also feature thread size and, “easy use” marking for left and right threaded side and adjustment hole.

BODIES - *SMALL*

*Stainless Steel - **AISI 316***

ART. NO.	G	L1	D1	KG/100
A011205	M5	60	8	0,9
A011206	M6	65	10	1,7
A011208	M8	80	14	4,3
A011210	M10	90	17	7,0
A011212	M12	100	23	11,3

Breakload: 50% of 1x19 wire

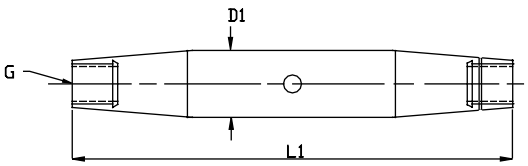

THREAD EYES

High Polished Stainless Steel - ***AISI 316***

NO. RIGHT	NO. LEFT	G	D1	D2	L1	L2	B	B.L. KG.	KG/100	PACK
021904	031904	M4	4.3	10	50	35	3	500	0.5	25.0
021905	031905	M5	5.5	12	63	41	3	800	0.9	25.0
021906	031906	M6	6.5	14	65	47	4	1250	1.5	25.0
021908	031908	M8	8.5	17	78	57	5	2350	3.1	25.0
021910	031910	M10	10.5	22	90	63	6	3500	5.1	25.0
021912	031912	M12	13.0	25	110	80	8	5100	10.1	10.0
021914	031914	M14	13.0	28	124	90	9	5900	14.1	10.0
021916	031916	M16	14.5	31	133	100	10	8000	20.4	10.0
021920	031920	M20	19.5	40	164	120	15	13000	40.6	5.0
021922X	031922X	M22	23.0	46	196	140	18	17000	69.0	BULK
021924X	031924X	M24	26.0	53	230	170	20	20000	105.0	BULK
021927X	031927X	M27	28.5	65	247	180	25	25500	153.0	BULK
021930X	031930X	M30	33.0	70	274	200	30	31000	204.0	BULK
021936X	031936X	M36	36.0	80	295	220	30	43000	296.0	BULK

Note: All breakloads are determined by eye (D1) and thread

Thread eyes are for use in rigging screws, inside thread parts or other similar terminations. Available with left handed and right handed threads - also UNF sizes on request.

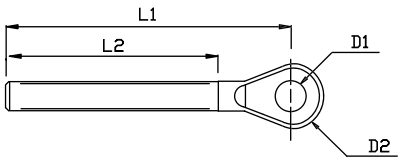

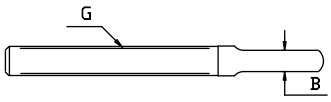

THREAD EYES - *SMALL*

Stainless Steel - **AISI 316**

NO. RIGHT	NO. LEFT	G	D1	L1	L2	L3	L4	A	B	KG/100
A440505	A450505	M5	5.3	41	30	11	6.0	2.5	9	0.6
A440506	A450506	M6	5.3	48	35	13	7.0	3.8	11	1.2
A440606	A450606	M6	6.3	48	35	13	7.0	3.8	11	1.2
A440608	A450608	M8	6.3	57	40	16	8.5	4.5	15	2.2

Breakload: 50% of 1x19 wire

Small thread eyes for use with the small rigging screws body, inside thread parts or other terminations.

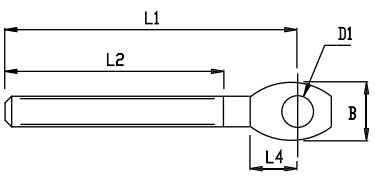

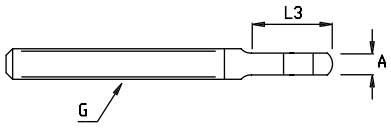

THREAD FORKS WELDED

High Polished Stainless Steel - ***AISI 316***

NO. RIGHT	NO. LEFT	G	A	D	L1	L2	L3	B.L. KG.
021204B	031204B	M4	7	4	50.0	9.5	34.0	500
021205B	031205B	M5	8	5	60.0	12.0	41.0	800
021206B	031206B	M6	8	5	67.0	12.0	47.0	1000
021206XB	031206XB	M6	10	6	68.0	13.0	47.0	1300
021208B	031208B	M8	10	6	79.0	13.0	57.0	1300
021208XB	031208XB	M8	11	8	82.0	15.0	57.0	2350
021210B	031210B	M10	11	8	90.0	15.0	63.0	2350
021210XB	031210XB	M10	12	10	94	19.0	63.0	3500
021212B	031212B	M12	14	12	119	25.0	80.0	5100
021212XB	031212XB	M12	18	14	129	33.0	80.0	5100
021214B	031214B	M14	14	12	137	25.0	90.0	5100
021216B	031216B	M16	18	14	151	33.0	100.0	8000
021220B	031220B	M20	24	19	191	50.5	120.0	13000
021222B	031222B	M22	30	22	224	57.5	140.0	17000
021224B	031224B	M24	30	25	258	62.5	170.0	20000

Note: All breakloads are determined by clevis pin and thread

Welded forks with thread and pin for rigging screws, inside thread parts or other terminations. Available with left handed and right handed thread -also UNF sizes on request.

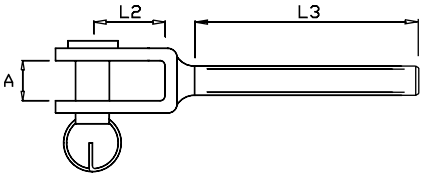

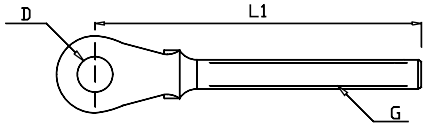

THREAD FORK WELDED - *SMALL*

Stainless Steel - **AISI 316**

NO. RIGHT	NO. LEFT	G	L1	L2	L3	D1	A	KG/100
A320503	A330503	M5	49	30	12	5	7.5	1.4
A320604	A330604	M6	54	35	12	5	7.5	2.0
A320605	A330605	M6	56	35	13	6	9.5	2.5
A320806	A330806	M8	65	40	15	8	11.0	3.5
A320808	A330808	M10	72	45	15	8.0	11.0	6.4
A321010	A331010	M12	82	50	19	9.5	12.5	11.0

Breakload: 50% of 1x19 wire

Small welded forks with thread and pin for the small rigging screw bodies, inside thread parts or other terminations. Available with left handed and right handed threads, incl. locking nut.

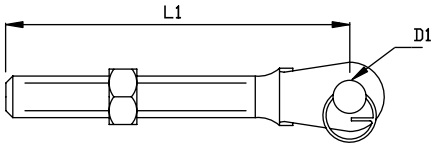

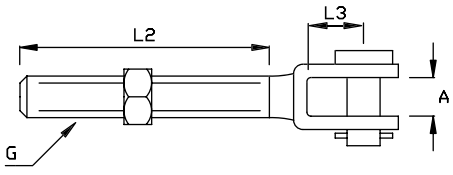

THREAD FORKS MACHINED

*High Polished Stainless Steel - **AISI 316***

NO. RIGHT	NO. LEFT	G	L1	L2	L3	A	D PIN	B.L. KG.	KG/100	PACK
027420B	037420B	M20	219	45	125	20	19	13000	125	BULK
027422B	037422B	M22	216	49	140	22	22	17000	300	BULK
027424B	037424B	M24	255	52	170	25	25	20000	400	BULK
027427B	037427B	M27	274	55	180	30	28	25500	640	BULK
027430B	037430B	M30	316	67	200	35	32	31000	980	BULK
027436B	037436B	M36	334	67	220	35	35	43000	1300	BULK

Note: All breakloads are determined by clevis pin and thread

Larger machined forks with thread and pin for rigging screws, inside thread parts or other terminations. Available with left handed and right handed threads - also UNF sizes on request.

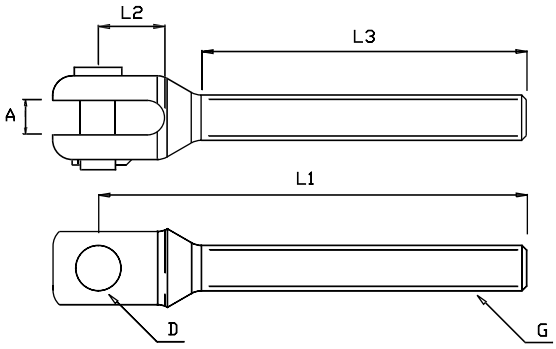

THREAD FORK - MACHINED - *SMALL*

Stainless Steel - **AISI 316**

NO. RIGHT	NO. LEFT	G	L1	L2	L3	D1	D2	A	KG/100
A421205	A431205	M5	42,5	31,0	6,0	5,0	11,0	5,5	1,1
A421206	A431206	M6	48,0	36,0	8,5	5,0	13,0	6,5	1,4
A421208	A431208	M8	61,0	42,0	11,0	6,0	16,0	8,5	1,9

Breakload: 50% of 1x19 wire

Small machined forks with thread and pin, for the small rigging screws, inside thread parts or other terminations. Available with left handed and right handed threads, incl. locking nut.

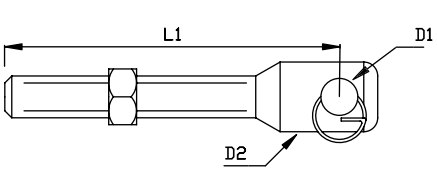

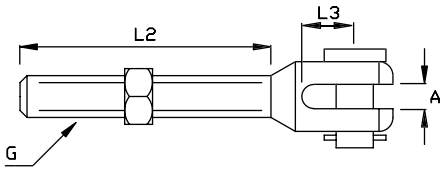

THREADED TOGGLE

*High Polished Stainless Steel - **AISI 316***

NO. RIGHT	NO. LEFT	G	A	D1	D2	L1	L2	L3	B.L. KG.	KG/100
023206B	033206B	M6	8	6.0	14	88	16.0	13	1300	5.0
023208B	033208B	M8	10	8.0	18	105	21.0	16	2350	8.3
023210B	033210B	M10	12	9.5	22	128	26.3	22	3500	15.4
023212XB	033212XB	M12	18	12.7	30	154	33.4	27	5400	30.5
023214B	033214B	M14	18	12.7	30	172	34.6	28	5400	33.3
023216XB	033216XB	M16	20	16.0	35	199	37.0	29	8000	63.0
023220XB	033220XB	M20	24	19.0	40	230	39.5	30	13000	111.0

Use the threaded toggles to terminate a rigging screw or other attachment where flexible angles are required or there is a risk of failure due to side-ways articulation fatigue e.g. with outdoor canopies etc. Available with left handed and right handed threads - also UNF sizes on request.

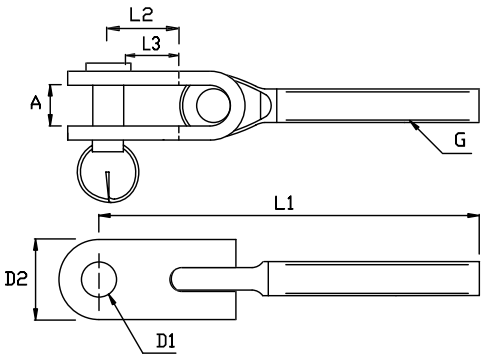

NEWS

THREADED WALL TOGGLE

*High Polished Stainless Steel - **AISI 316***

NO. LEFT	G	L1	L2	L3	L4	D1	B.L. KG.	kg/100
03151406	M6	81	47	40	14	ø6,4	1250	3,8
03151808	M8	97	57	44	18	ø8,3	2350	6,9

Note: All breakloads are determined by thread

Wall Toggle with left handed thread and pin, for rigging screws, inside thread parts or terminations to flat surfaces.

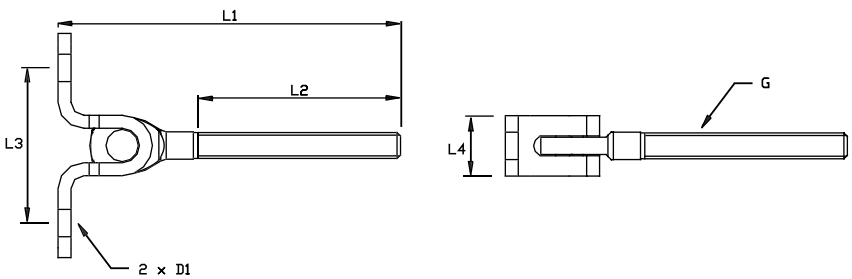

DOMEHEAD SCREW

Stainless Steel - **AISI 304**

ART. NO.	G	L	D1	KG/100
A50530	M5	30	9.5	0.20
A50535	M6	35	10.5	0.85
A50540	M8	40	14.0	1.90

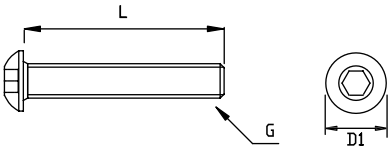

Threaded domehead screws can be used for end termination and adjustment of a wire e.g. combined with inside thread terminals. The ball for domehead is particularly useful for angled installations.

Ball for domehead screw page 47

THREAD PIN

Stainless Steel - **AISI 316**

ART. NO.	L	G	KG/100
A400503	38	M5	1
A400604	45	M6	1
A400806	52	M8	2

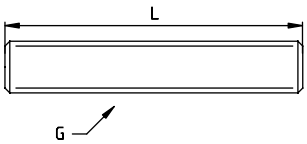

The threaded pins are a useful way to solve a problem where the wire may need to be lengthened… connect it to an inside thread wall anchor and use an inside thread terminal or rigging screw body for tensioning.

DOUBLE THREADED PIN

High Polished Stainless Steel - ***AISI 316***

ART. NO.	L	L1	NV	G	KG/100	PACK
900305HV	70	30	3	M5	1.0	BULK
900406HV	106	48	4.5	M6	1.9	BULK
900408HV	129	57	6	M8	4.1	BULK
900610HV	145	63	7	M10	7.1	BULK
900712HV	180	80	9	M12	13.0	BULK
900814HV	198	89	11	M14	19.6	BULK

The opposite rigging screw would be a combination of the double threaded pin and inside threaded terminals locked at either side. This is usually used where extra adjustment lengths are needed or when pre-fitted wires are manufactured too short !

DOUBLE THREAD PIN - *SMALL*

Stainless Steel - **AISI 316**

ART. NO.	L	L1	NV	G	KG/100
A392405	60	24	3	M5	0.7
A392706	66	27	4	M6	1.2
A393008	75	30	6	M8	2.3

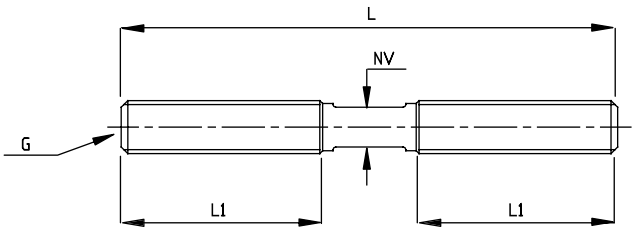

DUAL THREAD SCREW

Stainless Steel - **AISI 304**

NO. RIGHT	NO. LEFT	L	L1	L2	Ø	G	KG/100
A410503	A420503	70	30	24	5	M5	0.8
A410604	A420604	80	35	40	6	M6	1.3
A4163560	A4263560	100	35	60	6	M6	1.7
A410806	A420806	90	40	40	8	M8	2.6

The dual thread pin allows direct installation into wood and if combined with the correct raw plug it is attachable to almost any wall. Ideal for inside thread solutions.

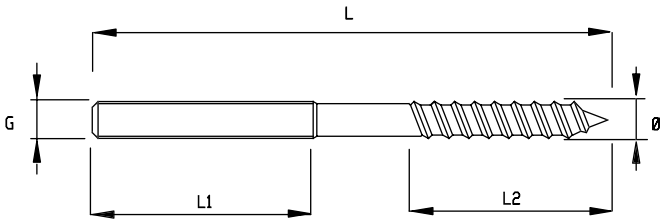

Dual thread screw tong. Page 61

EYE BOLTS WELDED

*High Polished Stainless Steel - **AISI 304***

ART. NO.	G	L1	L2	L3	B1	B2	D	L4	B.L.KG.	KG/100	PACK
370630	M6	57	46	30	25	5,0	13	30	1300	1,8	10
370640	M6	66	56	40	25	5,0	13	40	1300	2,8	10
370650	M6	76	62	50	25	5,0	13	50	1300	3,0	10
370660	M6	87	76	60	25	5,0	13	60	1300	2,6	10
370600	M6	126	115	100	25	5,0	13	95	1300	3,7	10
370835	M8	66	53	35	25	6,0	15	35	2400	3,8	10
370850	M8	80	68	50	25	6,0	15	50	2400	4,9	10
370880	M8	110	98	80	25	6,0	15	75	2400	5,5	10
370800	M8	130	118	100	25	6,0	15	75	2400	6,5	10
371050	M10	85	70	50	30	7,0	16	50	3500	8,7	10
371000	M10	135	120	100	30	7,0	16	95	3500	11,0	10
371250	M12	90	74	50	30	6,0	18	45	4500	10,2	10
371210	M12	140	124	100	30	9,0	18	85	4500	15,0	10
371216	M12	200	184	160	30	9,0	18	85	4500	19,0	10

Note: All breakloads are determined by eye (D) and thread

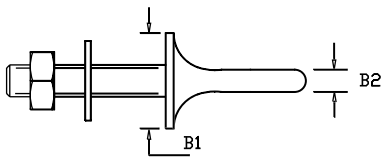

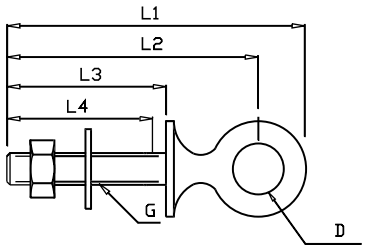

The Welded and forged eye bolts are supplied with a pre-welded cover disc, washer and nut and offer a strong attachment. Use them , for example, combined with forks welded or machined..

EYE BOLTS FORGED

*High Polished Stainless Steel - **AISI 304***

ART. NO.	G	L1	L2	L3	B1	B2	D	L4	B.L. KG.	KG/100	PACK
310630	M6	53	46	30	25.0	4.0	6.5	30	1300	1.3	10
310660	M6	83	76	60	25.0	4.0	6.5	60	1300	2.1	10
310835	M8	65	58	35	25.0	5.0	8.5	35	2400	3.3	10
310880	M8	110	104	80	25.0	5.0	8.5	75	2400	5.0	10
311050	M10	87	75	50	30.0	6.0	10.5	50	3500	8.2	10
311000	M10	137	125	100	30.0	6.0	10.5	85	3500	11.0	10

Note: All breakloads are determined by eye (D) and thread

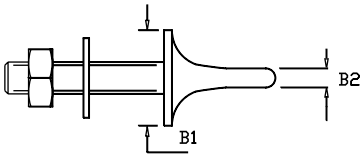

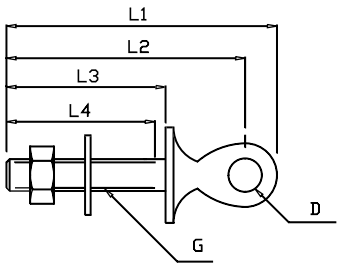

SECURITY "U" BOLTS

*High Polished Stainless Steel - **AISI 316 - Wst. 4542***

ART. NO.	G	L1	L2	L3	L4	B	B1	D	B.L. KG.	KG/100	PACK	Nut
Class3 certified												
431265	M12	122	65	41	48	35	33	14.0	5100	31.0	1	50 Nm
Class2 certified												
431045	M10	95	45	38	40	30	28	12.0	3500	22.0	1	50 Nm

Note: All breakloads are determined by thread

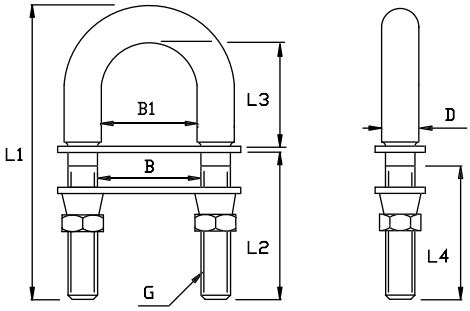

" U " BOLTS

*High Polished Stainless Steel - **AISI 304***

ART. NO.	G	L1	L2	L3	L4	B	D	B.L. KG.	KG/100	PACK
340435	M4	66	35	25	30	26	4.0	750	2.1	25
340535	M5	67	35	25	30	25	4.4	900	2.6	25
340635	M6	67	35	26	30	27	5.3	1250	4.5	5
340650	M6	84	50	26	30	27	5.3	1250	5.7	5
340835	M8	71	35	26	30	25	7.1	1750	7.2	5
340850	M8	86	50	26	30	25	7.1	1750	9.7	5
340880	M8	116	80	26	45	25	7.1	1750	11.8	5
348840	M8	80	40	30	32	42	8.0	1750	12.4	5
348850	M8	90	50	30	32	42	8.0	1750	13.2	5
341045	M10	95	45	40	40	30	10.0	3500	18.4	5
341060	M10	110	60	40	35	30	10.0	3500	20.4	5
341010	M10	150	100	40	85	30	10.0	3500	25.0	5
341280	M12	122	80	30	85	35	10.8	5100	29.0	5

Note: All breakloads are determined by thread

Traditional marine U-bolts may be used where an eyebolt would be too small or extra strength is needed. The U-bolts are supplied with two backing plates and nuts.

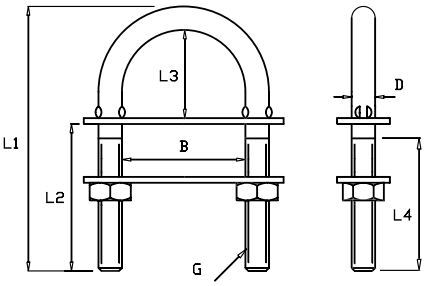

EYE STRAPS

*High Polished Stainless Steel - **AISI 304***

CAT. NO.	D1	D2	A1	A2	L	KG/100	PACK
150401	4.2	9	28	11	12.0	0.3	100.0
155102	5.0	11	34	15	14.0	0.5	100.0
155203	5.3	12	44	20	19.0	1.0	100.0
155304	5.3	10	63	28	28.0	1.2	50.0
156205	6.4	14	67	32	33.0	2.0	50.0

Eye straps are used for various attachments and fixing points . Place it over two pre-drilled holes and if possible use a pop rivet for easy attachment .

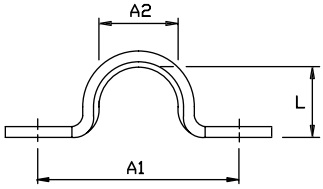

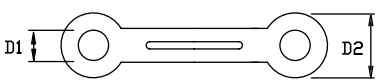

STOP NUT

*High Polished Stainless Steel - **AISI 316***

NO. RIGHT	NO. LEFT	G	NV	H	KG/100	PACK PCS
041204	051204	M4	7	3	0.10	BULK
041205	051205	M5	8	4	0.10	BULK
041206	051206	M6	8	4	0.10	BULK
041208	051208	M8	10	5	0.15	BULK
041210	051210	M10	13	7	0.25	BULK
041212	051212	M12	17	8	0.70	BULK
041214	051214	M14	19	10	1.30	BULK
041216	051216	M16	22	11	2.00	BULK
041220	051220	M20	24	13	2.25	BULK
041222	051222	M22	30	17	3.50	BULK
041224	051224	M24	36	18	8.80	BULK
041227	051227	M27	41	22	16.0	BULK
041230	051230	M30	46	24	17.0	BULK
041236	051236	M36	55	29	39.0	BULK

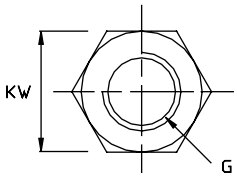

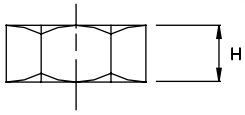

Nuts may be used for locking e.g. a rigging screw or they are very useful to tighten a thread terminal to tension a wire.

TOP NUT

*Stainless Steel - **AISI 304***

ART.NO.	NV	G	KG/100
A040503	8	M5	0.2
A040604	10	M6	0.4
A040806	13	M8	0.9

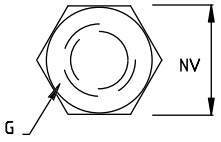

The top nut locks and at the same time covers up the thread end.

SECURITY NUT

*High Polished Stainless Steel - **AISI 316***

ART. NO.	G	L	D	NV	KG/100	BREAK	PACK
044306	M6	7,0	12	12	0,6	20Nm	BULK
044308	M8	8,5	15	16	1,0	40Nm	BULK
044310	M10	9,0	17	17	1,3	50Nm	BULK
044312	M12	10,5	20	22	2,3	50Nm	BULK

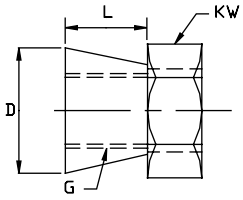

The security nut is the ideal solution where the nut has to remain permanently tightened. Once tightened, the KEY part breaks off and only a cone is left.



STOP END NUT

*Stainless Steel - **AISI 316***

CAT.NO.	D1	D2	L1	L2	G	KG/100
A160503	8	12.0	33	30	M5	0.8
A160604	8	12.0	39	35	M6	0.9
A160806	10	14.0	45	40	M8	1.2
A161008	13	17.0	50	45	M10	2.5

Breakload: 50% of 1x19 wire

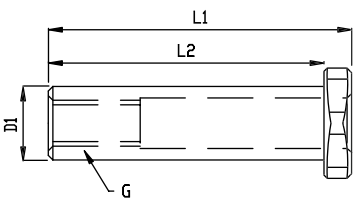

The stop end nut allows for a small amount of adjustment and is a nice end piece to the terminal fitted wire.

The range of WDS balls are used as stop ends to various wire fittings. They are also ideally suited for angled installation of wires.

WDS BALL

Stainless Steel - **AISI 303**

ART. NO.	WIRE DIM.	D	L	G	KG/100
A240503	3	15,0	12	M5	1,9
A240503X	3	20,0	16	M5	2,9
A240605	4,0 / 5,0	20,0	16	M6	2,9
A240806	6	25,0	20	M8	5,7

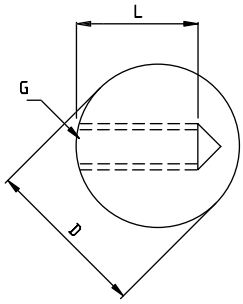

The domehead ball is a flexible and an ideal termination to a wire with a domehead fitting at the end. It may be combined with a ball sleeve for easy installation.

WDS BALL

Stainless Steel - ***AISI 303***

For Through - going Thread.

ART. NO.	WIRE DIM.	D	G	KG/100
A250503	3	15	M5	1,9
A250503X	3	20	M5	2,9
A250605	4,0 / 5,0	20	M6	2,9
A250806	6	25	M8	5,7

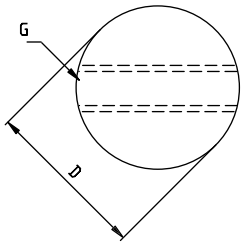

Domehead page 15

BALL FOR DOMEHEAD TERMINAL

Stainless Steel - **AISI 303**

CAT. NO.	WIRE	D	D1	KG/100
A280003	3	15.0	6.0	2.2
A280004	4	20.0	7.0	2.9
A280005	5	20.0	8.0	5.7
A280006	6	25.0	9.5	5.7

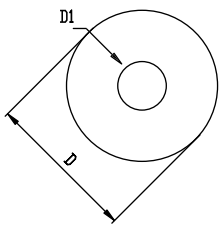

BALL FOR DOME HEAD SCREW

Stainless Steel - **AISI 303**

ART. NO.	G	D	D1	KG/100
A270503	M5	15.0	5.3	1.2
A270604	M6	20.0	6.3	2.9
A270806	M8	25.0	8.5	5.7
A271008	M10	30.0	10.5	8.8

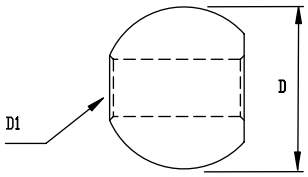

BALL STOPPER

Stainless Steel - **AISI 303**

ART. NO.	WIRE	G	D	D1	KG/100
A260003	3	M4	15.0	3.5	1.2
A260004	4	M5	20.0	4.5	3.0
A260005	5	M5	20.0	5.5	2.9
A260006	6	M6	25.0	6.5	5.7

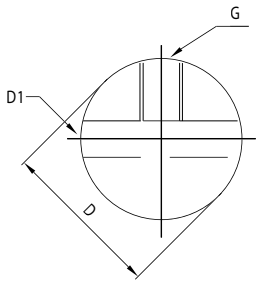

The WDS ball stopper slides over the wire and attached with an Allen key screw at the point where the stop is needed. It may alternatively also be used as a base for connection to a smaller wire - as seen in the picture.

STOPPER

Stainless Steel - **AISI 304**-Inside jaws for better grip

ART. NO.	WIRE	G	L	L1	L2	B	SLIP LOAD	KG/100
A650003	3	M3	15	3	2.5	10	100kg	1.4
A650004	4	M3	15	4	3.0	10	100kg	1.4
A650005	5	M3	20	5	4.0	10	100kg	2.1
A650006	6	M3	20	6	5.0	10	100kg	2.1
A650008	8	M4	23	8	7.0	12	150kg	2.6

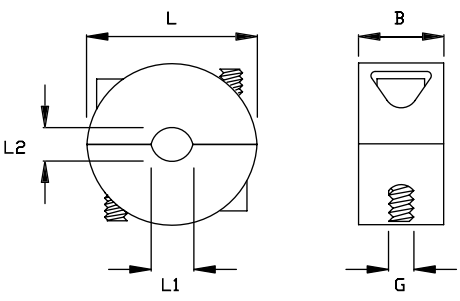

Stoppers are used on both horizontal and vertical wires . They come in two parts for easy installation; have small teeth inside and thus a better grip when load is applied.

Net Clips are used where crossed wires need connection e.g. for wire nets. They are supplied in two versions - one with through-going thread, and one without.

NET CLIPS

Stainless Steel - **AISI 316**

ART.NO	WIRE	G	L	L1	L2	L3	D1	KG/100
A600003C	3	M10	19	5	8	3,2	17	2,4
A600004C	4	M12	21	5	8	4,2	20	3,6
A600005C	5	M12	23	5	10	5,2	20	3,6
A600006C	6	M12	25	5	10	6,2	20	5,8
A600008O	8	M16	36	6	14	8,3	24	8,8

8 mm Version

For Through - going thread please order

ART. NO.	WIRE	G	L	L1	L2	L3	D1	KG/100
A610003C	3	M10	19	5	8	3,2	17	2,4
A610004C	4	M12	21	5	8	4,2	20	3,6
A610005C	5	M12	23	5	10	5,2	20	3,6
A610006C	6	M12	25	5	10	6,2	20	5,6
A610008O	8	M16	36	6	14	8,3	24	8,5

8 mm Version

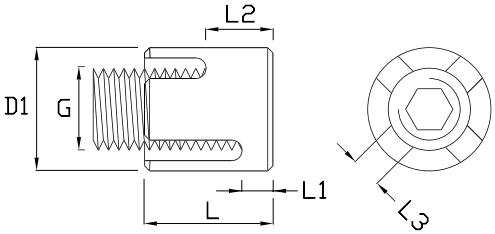

Flexible net clips were developed for wire crossings at angles over or under 90 degree. It is fixed to the wire with small Allen keys and must be installed on the wire before the end fittings..

FLEXIBLE NET CLIP

Stainless Steel - **AISI 316**

ART.NO.	WIRE	L1	L2	ROTATION	KG/100
022404	4	20	8	360 Dg.	2.7
022406	6	24	10	360 Dg.	2.9

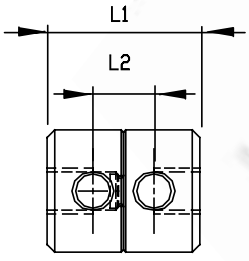

ANGLE HINGE

Stainless Steel - **AISI 303**

ART. NO.	α	D1	D2	L	KG/100
A302003	20	11,0	5,0	5,0	0,4
A302503	25	11,0	5,0	5,0	0,4
A303003	30	11,0	5,0	5,0	0,5
A303503	35	11,0	5,0	5,0	0,6
A304003	40	11,0	5,0	5,0	0.6
A302004	20	13,0	6,0	5,0	0,6
A302504	25	13,0	6,0	5,0	0,7
A303004	30	13,0	6,0	5,0	0,8
A303504	35	13,0	6,0	5,0	0,8
A304004	40	13,0	6,0	5,0	0,9
A302006	20	17,0	8,2	5,0	1,2
A302506	25	17,0	8,2	5,0	1,2
A303006	30	17,0	8,2	5,0	1,3
A303506	35	17,0	8,2	5,0	1,5
A304006	40	17,0	8,2	5,0	1,6

Only on request

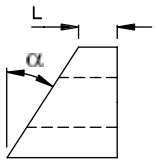

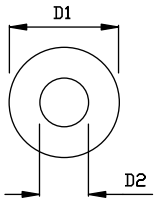

The angle hinges are used for standard threaded, or cone terminals and give a nice final attachment to diagonal wire installations or on, for example, staircases.

ANGLE HINGE FOR CONE TERMINALS

Stainless Steel - **AISI 303**

ART. NO.	α	D1	D2	D3	L	L1	KG/100
A312003	20	11	6	8,3	5,0	1,0	0,4
A312503	25	11	6	8,3	5,0	1,0	0,4
A313003	30	11	6	8,3	5,0	1,0	0,5
A313503	35	11	6	8,3	5,0	1,0	0,6
A314003	40	11	6	8,3	5,0	1,0	0,6
A312004	20	13	7	10,3	5,0	1,0	0,6
A312504	25	13	7	10,3	5,0	1,0	0,7
A313004	30	13	7	10	5,0	1,0	0,8
A313504	35	13	7	10	5,0	1,0	0,8
A314004	40	13	7	10	5,0	1,0	0,9
A312005	20	14	8	12	5,0	1,0	0,8
A312505	25	14	8	12	5,0	1,0	0,9
A313005	30	14	8	12	5,0	1,0	0,9
A313505	35	14	8	12	5,0	1,0	1,0
A314005	40	14	8	12	5,0	1,0	1,1
A312006	20	17	10	15	5,0	1,0	1,2
A312506	25	17	10	15	5,0	1,0	1,2
A313006	30	17	10	15	5,0	1,0	1,3
A313506	35	17	10	15	5,0	1,0	1,5
A314006	40	17	10	15	5,0	1,0	1,6

Only on request

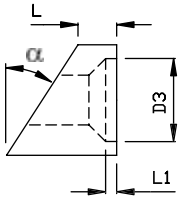

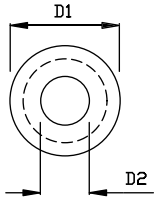

CLAMPS

Duplex - ***AISI 316***

Duplex and Simplex clamps are used for making wire loops, with or without thimbles, on site.

ART. NO.	WIRE	L1	L2	G	KG/100
A570403	3	35	14	M4	1.41
A570504	4	40	17	M5	2.45
A570505	5	50	21	M5	2.91
A570606	6	60	25	M6	5.00

SCREW

CLAMPS

*SIMPLEX-**AISI 316***

ART. NO.	WIRE	L1	L2	G	KG/100
A560403	3	17	14	M4	0.72
A560504	4	20	17	M5	1.27
A560505	5	25	21	M5	1.46
A560606	6	30	25	M6	2.52

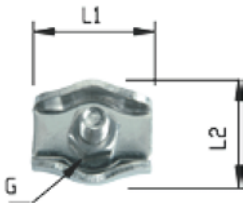

SCREW

COVER DISK

Stainless Steel - **AISI 316**

The final touch to a installation may be given by use of a cover disk. The WDS cover disk is “heavy” machined and has a raised edge .

ART. NO.	D1	D2	D3	KG/100
A500003	15	5.5	3.0	0.35
A500004	20	6.5	4.0	0.85
A500006	25	8.5	4.0	1.30

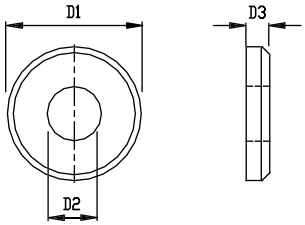

SCREW EYES

Stainless Steel - **AISI 304**

The screw eyes can be directly installed in wood and if combined with the correct raw plug can be attached to almost any wall. Use it as a small eyebolt for attachment to forks, toggle forks, shackles etc.

ART. NO.	L1	L2	L3	A	Ø	D	KG/100
A433553	48	24	12	3.0	5	5.3	0.78
A434063	60	35	13	3.8	6	6.3	1.32

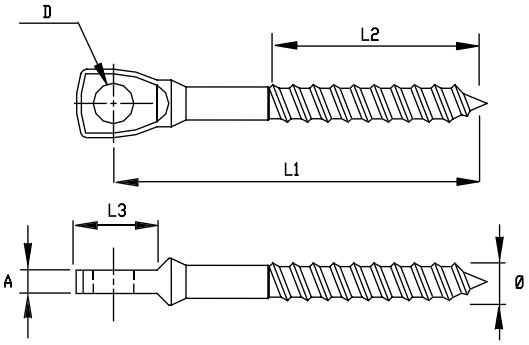

CLEVIS PIN

*High Polished Stainless Steel - **AISI 316***

ART. NO.	L	D	KG/100	PACK
061304	13	4.0	0.2	BULK
061605	15	5.0	0.3	BULK
061806	17	6.0	0.9	BULK
061663	16	6.4	0.9	BULK
061908	18	8.0	1.0	BULK
062008	21	8.0	1.1	BULK
062395	23	9.5	1.5	BULK
062611	26	11.0	2.4	BULK
062812	28	12.0	3.0	BULK
063012	30	12.0	3.5	BULK
063412	34	12.0	4.0	BULK
063214	32	14.0	5.3	BULK
063714	37	14.0	5.5	BULK
063416	34	16.0	6.5	BULK
064016	40	16.0	7.7	BULK
064419	44	19.0	13.0	BULK
064919	49	19.0	14.0	BULK
064622	46	22.0	16.3	BULK
065522	55	22.0	19.0	BULK
065822	58	22.0	20.0	BULK
065525	55	25.4	25.0	BULK
066325	63	25.4	28.0	BULK
067328	73	28.0	40.0	BULK
068332	83	32.0	60.0	BULK
068835	88.5	35.0	76.0	BULK

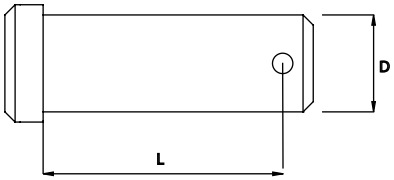

Pins and G-rings are spare parts for the WDS program.

SPLIT PINS

High Polished Stainless Steel

ART. NO.	DIM	L	KG/100	PACK
070609	1.5	10.0	0.0	BULK
0706101	2.0	12.0	0.0	BULK
070610	2.0	15.0	0.0	BULK
070611	2.0	25.0	0.1	BULK
0706121	2.5	16.0	0.1	BULK
070612	2.5	25.0	0.1	BULK
0706131	3.2	20.0	0.1	BULK
070613	3.0	25.0	0.2	BULK
070614	3.0	32.0	0.2	BULK
0706151	4.0	32.0	0.4	BULK
070617	5.0	40.0	0.8	BULK
070618	6.3	50.0	1.3	BULK

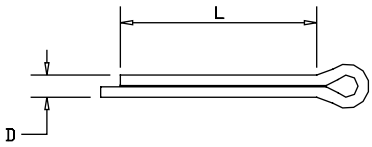

G-RING

High Polished Stainless Steel

ART.NO.	DIM.	D	KG/100	PACK
070601	1.00	11.0	0.015	BULK
070602	1.25	15.0	0.075	BULK
070603	1.50	19.0	0.100	BULK
070604	2.00	23.0	0.230	BULK

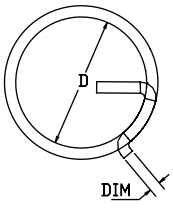

For lengthening the wire, or adding flexibility to installations, the toggles can be applied. Where a structure is subjected to stress the use of a toggle is essential as it can minimise the fatigue risk.

TOGGLES

*High Polished Stainless Steel - **AISI 316***

ART. NO.	L	A	B	D	B.L. KG.	KG/100	PACK
140006	25.0	7.5	6.5	6.0	1800	2.3	10
140008	30.0	8.5	7.5	8.0	2600	4.0	10
140010	40.0	10.5	9.5	9.5	4000	5.9	10
140011	45.0	11.5	10.5	11.0	4800	8.5	10
140012	50.0	13.5	12.0	12.0	5800	12.4	10
140016	55.0	17.0	15.0	16.0	8000	22.5	10
140019	60.0	21.0	18.0	19.0	13000	40.7	10

Note: All breakloads are determined by clevis pin

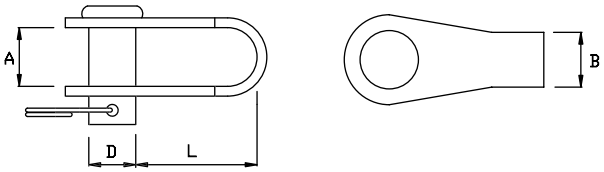

TOGGLES

*High Polished Stainless Steel - **AISI 316***

ART. NO.	A	B	D1	D2	L	B.L. KG.	KG/100	PACK
140506	7	5	5.5	5.0	25	1300	1.8	25
140608	8	6	6.5	6.0	27	1800	3.0	10
140810	10	8	8.5	8.0	33	2600	5.5	10
141011	12	9	10.0	9.5	37	3500	7.2	10
141111	15	9	11.5	11.0	45	4800	12.1	10
141214	14	10	12.5	12.0	48	5800	14.5	10
141616	21	14	14.5	14.0	62	7500	28.0	10

Note: All breakloads are determined by clevis pin

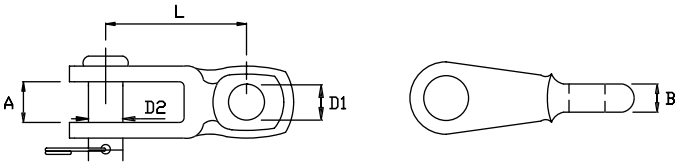

SHACKLES

*High Polished Stainless Steel - **AISI 304***

ART. NO.	D	A	L	B.L. KG.	KG/100	PACK
160041	M4	10.0	15	500	0.5	100.0
160042	M4	11.0	20	500	0.6	100.0
160051	M5	12.0	17	1000	1.0	100.0
160052	M5	16.0	24	1000	1.6	100.0
160053	M5	16.0	36	1100	1.8	100.0
165251	M5	13.5	25	1100	1.5	100.0
165206	M6	16.0	23	1400	1.6	50.0

Note: All breakloads are determined by pin and thread

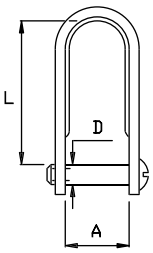

SHACKLES

*High Polished Stainless Steel - **AISI 304***

ART. NO.	D	A	L	B.L. KG.	KG/100	PACK
156161	M6	14	23	2000	2.7	50
156262	M6	14	40	2000	3.1	50
158181	M8	17	31	3000	4.8	50
158282	M8	18	42	3000	5.3	50
151010	M10	21	40	4800	9.0	25
151212	M12	25	50	7000	16.5	25

Note: All breakloads are determined by pin and thread

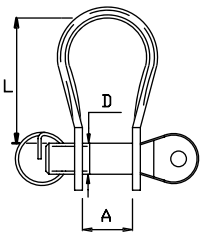

SHACKLES

*High Polished Stainless Steel - **AISI 304***

ART. NO.	D	A	L	B.L. KG.	KG/100	PACK
150041	M4	10.0	15.0	500	0.5	100
150042	M4	11.0	20.0	500	0.6	100
150051	M5	12.0	17.0	1000	1.0	100
150052	M5	16.0	24.0	1000	1.6	100
150053	M5	16.0	36.0	1100	1.8	100
155251	M5	13.5	25.0	1100	1.5	100
150054	M5	21.0	37.5	1100	2.1	50
155206	M6	16.0	23.0	1400	1.6	50
150062	M6	14.0	40.0	2000	2.9	50
150064	M6	26.0	46.0	1800	5.5	50
150082	M8	18.0	42.0	3000	5.0	50

Note: All breakloads are determined by pin and thread

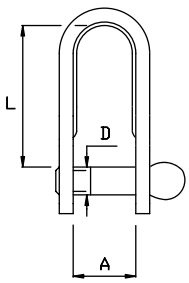

SHACKLES

*High Polished Stainless Steel - **AISI 304***

ART. NO.	D	A	L	B.L. KG.	KG/100	PACK
150061	M6	14.0	23	2000	2.5	50
150081	M8	17.0	31	3000	4.5	50
150010	M10	21.0	40	4800	8.5	25
150012	M12	25.0	50	7000	16.0	25

Note: All breakloads are determined by pin and thread

The high quality flat shackles may be used as a flexible on/off attachment, or just as a method of lengthening an item.

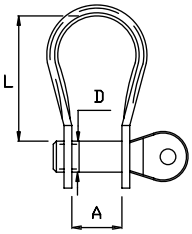

NEWS

The reinforced thimble is based on the standard thimble but extra force is attained by the addition of a welded bar, as well as the ends of the thimbles being welded together.

The thimbles from Blue Wave are known worldwide for supreme quality and are often the first choice for the harsh environment of the marine sector.

THIMBLES WELDED

*High Polished Stainless Steel - **AISI 316***

ART. NO.	A1	A2	L3	Ø	S	KG/100	PACK
119909	10	24.0	24.0	6	2	3.2	BULK
119910	11	27.0	27.0	8	3	5.9	BULK
119912	14	29.0	29.0	8	3	6.3	BULK
119914	16	32.0	32.0	10	3	12.3	BULK
119916	18	40.0	40.0	10	3	13.6	BULK
119918	20	45.0	45.0	12	4	24.0	BULK
119920	22	50.0	50.0	12	4	34.8	BULK
119922	24	56.0	56.0	16	5	51.8	BULK
119926	28	60.0	60.0	16	6	85.6	BULK

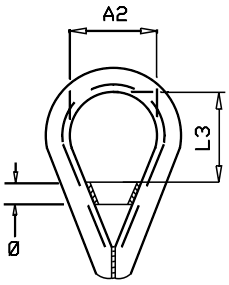

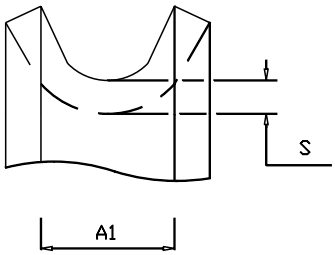

THIMBLES

*High Polished Stainless Steel - **AISI 316***

ART. NO.	A1	A2	L	S	KG/100	PACK
110002	3	9.0	17	1	0.2	100.0
110003	4	10.0	18	1	0.3	100.0
110004	5	11.0	20	1	0.5	100.0
110005	6	13.0	21	1	0.7	100.0
110006	7	15.0	27	2	1.2	100.0
110007	8	19.0	33	2	1.5	100.0
110008	9	22.0	38	2	2.7	50.0
110009	10	24.0	41	2	3	50.0
110010	11	27.0	48	3	5	BULK
110012	14	29.0	53	3	6	BULK
110014	16	32.0	57	3	11	BULK
110016	18	40.0	67	3	12	BULK
110018	20	45.0	75	4	22	BULK
110020	22	50.0	80	4	32	BULK
110022	24	56.0	90	5	47	BULK
110026	28	70.0	112	6	80	BULK
110028	30	75.0	120	6	110	BULK
110032	34	95.0	152	6	156	BULK
110034	36	100.0	160	6	176	BULK
110036	38	110.0	176	6	192	BULK
110038	40	115.0	184	8	292	BULK
110040	42	120.0	192	8	320	BULK
110042	45	150.0	240	8	364	BULK

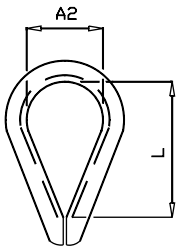

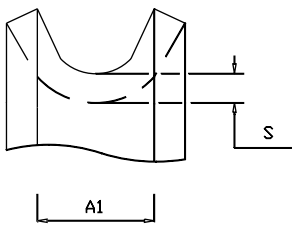

WDS ADJUSTER FORKS

*High Polished Stainless Steel - **AISI 316***

Delivered with Nuts Din 934 and double Circlips clevis pins

NO. RIGHT	NO. LEFT	G	A	D1	D2	L1	L2	L3	L4	L5	NV	H	B.L. KG.	KG/100
C700606	C710606	M6	6	6	14	43	20.0	35.0	9.0	26	10	5.0	1300	3.7
C700808	C710808	M8	7	8	18	54	25.5	43.5	11.0	32	13	6.5	2500	7.7
C701010	C711010	M10	8	10	22	66	31.0	53.0	13.0	39	16	8.0	3500	14.6
C701212	C711212	M12	10	12	26	78	37.0	63.0	16.0	46	18	10.0	5400	22.8
C701616	C711616	M16	12	16	34	100	46.5	80.5	19.0	59	24	13.0	8000	51.5
C702020	C712020	M20	15	20	42	122	57.5	98.0	23.5	72	30	16.0	13000	95.6
C702224	C712224	M24	18	22	52	150	72.0	120.0	31.0	87	41	19.0	22000	178.6

Note: All breakloads are determined by clevis pin (Fork) and thread.

Note: Threaded Tie Bars in various lengths are available on request

SCREW

As a alternative to wire systems, tie-bars may be used - especially for static structures such as balcony supports, glassed façade structures etc. Standard components are Adjuster forks and inside threaded connectors for tie-bars. The tie bars are available on request, can be delivered with or without key width as well as a polished or unpolished version. Adjuster eyes can also be delivered on request.

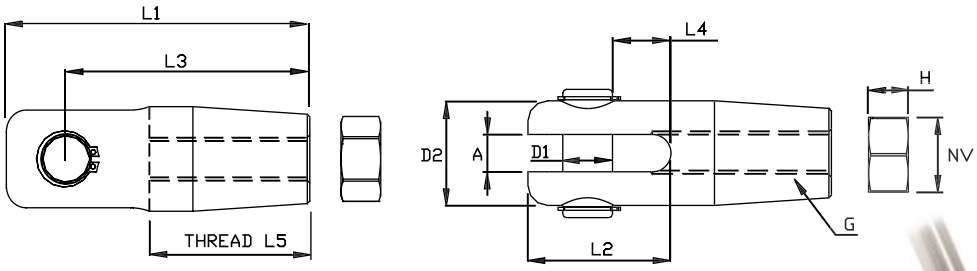

CONNECTOR

*High Polished Stainless Steel - **AISI 316***

CAT. NO.	G	D1	L1	L2	B.L. KG.	KG/100	PACK
087006	M6	11.0	26	9	1300	1.2	BULK
087008	M8	12.5	33	12	2500	1.8	BULK
087010	M10	17.0	39	15	3500	4.0	BULK
087012	M12	22.0	52	18	5400	9.6	BULK
087016	M16	28.0	65	24	8000	19.3	BULK
087020	M20	33.5	78	30	13000	32.2	BULK
087022	M22	38.0	90	33	19000	47.5	BULK
087024	M24	44.0	104	36	22000	79.0	BULK

Note: Threaded Tie Bars in various lengths are available on request

SCREW



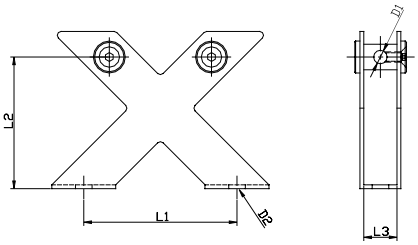

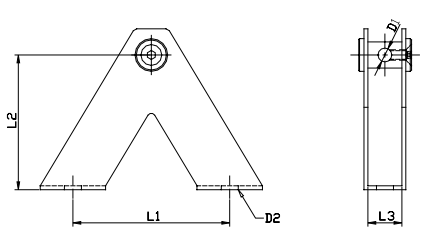

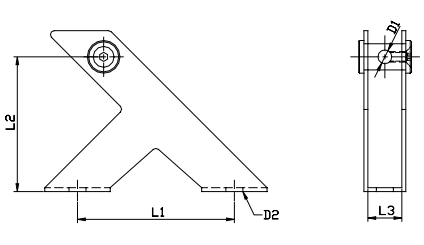

The Y-system offers a number of options - developed as a solid curtain wire base the Y, V and X anchors support loads up to 500 kg. and can be used with 2 , 2.5 and 3 mm wire/ M5 thread.

The pin gives flexibility to the system and allows the wires to be fitted at various angles, but can , on longer expansions, also be used as a simple wire support.

CURTAIN ANCHORS

Stainless Steel - **AISI 304**

ART. NO.	WIRE	L1	L2	D1	D2	B.L. KG.
IX1085	3	60	50	5,3 For M5	6.5	500

incl. Double headed Clevis Pins

ART. NO.	WIRE	L1	L	D1	D2	B.L KG.
IV1085	3	60	50	5,3 For M5	6.5	500

incl. Double headed Clevis Pins

ART. NO.	WIRE	L1	L2	D1	D2	B.L. KG.
IY1305	3	60	50	5,3 For M5	6.5	500

incl. Double headed Clevis Pins

Use max. M5 thread terminals for 3 mm wire

GREENLINE POST

*High Polished Stainless Steel - **AISI 303***

NEWS

ART. NO.	G1	G2	D1	D2	D3	L1	L2	L3	L4	LOAD	KG/100	PACK
08164095	M8	M6	40.0	16.0	6.0	95	30	19	9	100kg	19.4	1

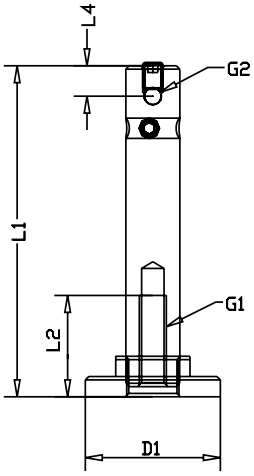

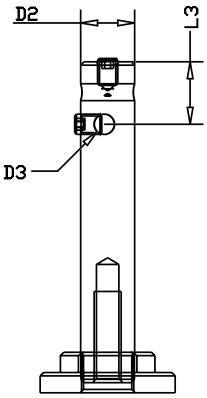

Green Line is a wire trellis system with a long lifetime, which requires no maintenance after installation.

Green Line trellis is not only a decorative addition to any facade. It protects the facade against damp and dirt and in addition has a noise-reducing and insulating effect.

All the system requires is firm anchoring in the brickwork. In most cases it can be installed with the help of standard products from a DIY market.

Plant diagram

To support the growth of individual plants it is necessary to take account of the way the plants grows in connection with the installation. Some plants grow primarily in height and others in width. The plant diagram here shows a small selection and may provide inspiration in planning your trellis.

Plant type	Plant height (m)	Plant width (m)	Location	Lifetime (Years)	Weight (kg/m2)	Care	Separation between wire Horizontal (cm)	Vertical (cm)
1. Clematis	3-5	1,5 - 2,5	Sun / shadow	20-40	8	Specific	40	30-40
2. Vitis vinifera	5-6	3	Sun	25-100	14	Prune	40	40
3. Hydrangea anomala	10-15	4-6	Shadow/ half	50-100	15	Humid	60	30-60
4. Fallopia baldschuanica	12	3	Sun/half.	30	11	Specific	160	40
5. Wisteria sinensis	15	3	Sun/half	100	15	Specific	100-200	60-80
6. Lonicera	5	2	Shadow/ half	50	8	Prune.	80	40
7. Aristtolochia macrophylla	8-10	4	Shadow/ half	50-100	15	Humid	100	30-60
8. Celastrus orbiculata	12	3	Sun/half	50	15	Specific	100-150	60-80
9. Periploca graeca/sepium	6-10	2-3	Sun			Specific	40	40
10. Pyracantha	3-5	2-3	Sun/Shadow.	30	10	Prune	40	30
11. Humulus scandens	8	2,5	Shadow/ half	10	9	Specific	100 -150	30 - 50
12. Rosa diverse	2-5	1-4	Sun	100	8	Specific	60	30-60
13. Rubus fructicosus	3	3	Sun/half	30-60	11	Prune	30-40	50

NEWS

The 3 mm wire shelf System is available with two different wall distances and as many shelves as required.

It is delivered with top and bottom base incl. terminals and two spacer bars - for either 200 mm or 300 mm wall distance.

The system is designed for soft wire constructions, and should be ordered one side at a time as the length of the wire used, as well as the choice of shelf components, depends on individual needs. Wire and components must be ordered separately.

The system is suited for solid shelves or glass shelves up to 8 mm thickness and wooden shelves of almost any size.

WDS SHELF SYSTEMS

High Polished Stainless Steel

ART. NO.	SHELF DEPTH.	SHELF LOAD
ASHELF1	200 mm	50 Kg
ASHELF2	300 mm	50 Kg

SCREW

Bottom Base delivered with Spec. 3mm DIY Fork & Thread Terminals

NEWS

Dual thread screw tong page 61

DIY SIGN FITTINGS

The vertical sign system is based on a 3 mm DIY adjuster terminal with inside thread. Other options, using other WDS fittings, are horizontal signposts or signs hanging at various angles .

DIY SIGN ADJUSTER

High Polished Stainless Steel

NO. RIGHT	NO. LEFT	WIRE	G	D1	D2	D3	L1	L2	L3	L4	L5	B.L.	KG.	KG/100
A64DH06	A64DV06	3	M6	11	22	6	72	24	36	50	40	300		5,7

SCREW

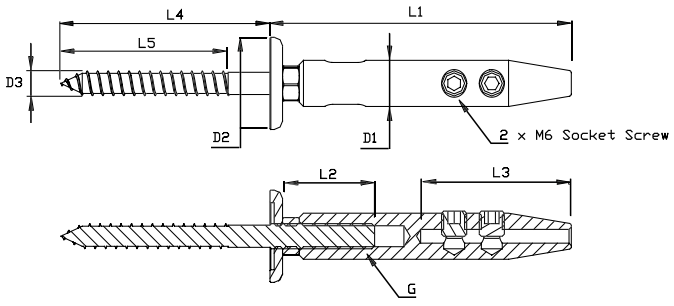

WDS 3MM WIRE SHELF COMPONENTS

High Polished AISI 304

Single Glass Grip - Horizontal

ART. NO.	WIRE	L1	L2	L3	D1	MAX. LOAD
A63103	3 mm	30	11,7	Max 8 mm	16	50 Kg

NEWS

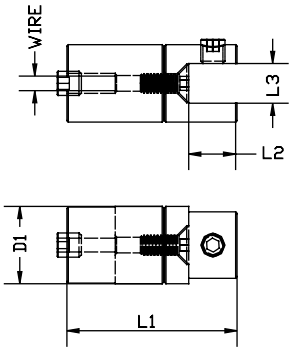

Single Glass Grip - Swirvel

ART. NO.	WIRE	L1	L2	L3	D1	MAX. LOAD
A63203	3 mm	35	9,7	Max 8 mm	16	50 Kg

NEWS

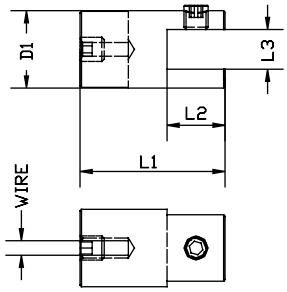

Single Wood Grip - Swirvel

ART. NO.	WIRE	L1	D1	WOOD SIZE	D2	MAX. LOAD
A63303	3 mm	30	16	20 - 40 mm	6	50 Kg

NEWS

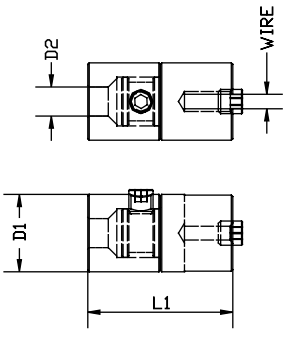

WIRE CUTTER

WDS Wirecutter up to 9mm

ART. NO.	WIRE SIZE	KG/1
ARCTOOL5	Max Dia 6,0 / 1/4"	0,7
ARCTOOL6	Max Dia 7,0 / 9/32"	1,5
ARCTOOL7	Max Dia 9,0 / 3/8"	2,8

DUAL THREAD SCREW TONG

WDS Tool for using Dualscrew

ART. NO.	THREAD SIZE METR.	KG/1
ARCTOOL3	M5 - M10	0.5

Righthanded thread only.

Swageless Terminals



ASSEMBLE INSTRUCTIONS

1. First slide the jaw housing in place on the cable.

2. Next, slide the jaws onto the cable leaving some space between the jaw sections.

3. Place the brass pressure ring on the end of the cable. Make sure that the distance from the pressure ring to the end of the cable is **5 mm.**

4. Slide the jaw housing over the jaws.

5. The terminal can now be assembled. Screw the head **firmly to the** jaw housing with a spanner. Then tighten the lock nut **firmly** with a spanner.

6. When assembling the Swageless Terminal a non-acidic sealing compound must be used in the housing, sikaflex 221, for example.
   Disassemble the terminal and fill the jaw housing and the cavity with sealing compound, then assemble the terminal. Repeat this until the sealing compound emerges from the hole through which the cable is inserted. Clean the terminal. **Do NOT reuse the jaws.** Make sure that the dimensions of the terminal and cable match.

Maintenance
Check the terminal regulary for damage in connection with longer exposure to concentrated saline solutions or polluted surroundings. Check the seal, if it is broken remove all sealing compound. Then rinse the terminal with fresh water and treat it with WD40. Reseal the terminal with non-acidic sealing compound.

Note
After the first dynamic load the terminal MUST be tightened again. The terminal was developed for use with following types of cable: 1x19, 7x19 and 7x7. The terminal can also be used with Dyform (compacted strand)
When assembling swageless terminals the the breaking strength of the cable used will be reduced by 0-15 %.

The user is responsible for choosing the prober cable diameter and for correct assembly